

PRODUCTION -- Overall Stage Results

DM IPSC Modified/Production 2006

Printed August 14, 2006 at 18:18



Stage 1 -- 1

	PTS	TIME	HIT FACTOR	STAGE POINTS	STAGE PERCENT	COMPETITOR # Name
1	91	20,44	4,4521	105,0000	100,00	123 Tann von der, Joachim
2	97	21,90	4,4292	104,4615	99,49	167 Weuster, Frank
3	97	22,42	4,3265	102,0387	97,18	107 Schmidt, Tino
4	91	21,08	4,3169	101,8121	96,96	154 Köhler, Andreas Peter
5	95	22,08	4,3025	101,4737	96,64	127 Trautvetter, Ingo
6	91	21,65	4,2032	99,1316	94,41	26 Donot, Marc
7	91	21,97	4,1420	97,6878	93,04	28 Eggert, Timm
8	93	22,90	4,0611	95,7803	91,22	1 Albert, Gerard
9	95	23,70	4,0084	94,5375	90,04	45 Haarmann, Claude
10	93	23,40	3,9744	93,7337	89,27	220 Kurschies, Andreas
11	93	23,42	3,9710	93,6537	89,19	138 Wiegand, Max (Sen)
12	97	24,66	3,9335	92,7700	88,35	46 Haben, Jörg
13	103	26,47	3,8912	91,7724	87,40	240 Plateus, Raymond
14	97	25,00	3,8800	91,5083	87,15	128 Tutschke, Petra
15	97	25,01	3,8784	91,4717	87,12	100 Seeger, Eugen
16	95	24,51	3,8760	91,4132	87,06	151 Heiss, Andreas
17	99	25,58	3,8702	91,2774	86,93	229 Bettermann, Heribert
18	97	25,33	3,8295	90,3161	86,02	253 Ergler, Manfred
19	93	24,63	3,7759	89,0528	84,81	205 Eichstaedt, Gottfried
20	85	22,76	3,7346	88,0796	83,89	146 Eßen van, Olaf
21	97	26,01	3,7293	87,9549	83,77	265 Löffler, Volker
22	93	25,39	3,6629	86,3871	82,27	165 Trautvetter, Stefan
23	89	24,38	3,6505	86,0964	82,00	131 Walter, Michael
24	89	24,48	3,6356	85,7447	81,66	118 Stief, Mathias
25	74	20,58	3,5957	84,8038	80,77	210 Tigges, Jens
26	91	25,31	3,5954	84,7965	80,76	56 Klossek, Guido
27	97	27,04	3,5873	84,6046	80,58	39 Fransis, Gregory
28	95	26,52	3,5822	84,4849	80,46	152 Hellwig-Bürgel, Thomas
29	93	26,01	3,5755	84,3279	80,31	245 Graeff, Harald
30	93	26,13	3,5591	83,9407	79,94	92 Rauer, Dietmar
31	89	25,11	3,5444	83,5934	79,61	188 Schürmann, Heinz
32	97	27,65	3,5081	82,7381	78,80	139 Wiegand, Maximilian
33	87	24,85	3,5010	82,5699	78,64	182 Lux, Oliver J.
34	93	26,81	3,4689	81,8116	77,92	25 Dell, Andreas
35	93	26,97	3,4483	81,3263	77,45	110 Schreiner, Michael
36	101	29,32	3,4447	81,2431	77,37	216 Forster, Stefan
37	87	25,32	3,4360	81,0372	77,18	255 Bäter, Richard
38	89	25,95	3,4297	80,8875	77,04	137 Wessely, René
39	89	26,00	3,4231	80,7320	76,89	93 Redder, Sascha
40	81	23,92	3,3863	79,8643	76,06	74 Lentz, Arne
41	95	28,06	3,3856	79,8481	76,05	85 Netz, Konrad
42	99	29,50	3,3559	79,1484	75,38	172 Dietrich, Armin
43	93	27,73	3,3538	79,0973	75,33	37 Fischinger, Martin
44	101	30,23	3,3411	78,7974	75,05	142 Wohlmuth, Markus
45	93	27,95	3,3274	78,4748	74,74	224 Möller, Thorsten
46	72	21,66	3,3241	78,3976	74,66	69 Kummer, Steven

PRODUCTION -- Overall Stage Results**DM IPSC Modified/Production 2006**

Printed August 14, 2006 at 18:18

**Stage 1 -- 1**

	PTS	TIME	HIT FACTOR	STAGE POINTS	STAGE PERCENT	COMPETITOR # Name
47	82	24,89	3,2945	77,6994	74,00	251 Jesch, Rado
48	89	27,08	3,2866	77,5122	73,82	81 Metzner, Michael
49	97	29,55	3,2826	77,4182	73,73	141 Wittman, Horst
50	87	26,74	3,2536	76,7338	73,08	73 Lemke, Klaus
51	85	26,30	3,2319	76,2240	72,59	190 Tagliamonte, Raffaele
52	97	30,07	3,2258	76,0794	72,46	106 Schlipf, Thorsten
53	74	22,96	3,2230	76,0131	72,39	233 Ivanov, Sergey
54	87	27,21	3,1974	75,4084	71,82	99 Ryszka, Marek
55	82	25,66	3,1956	75,3678	71,78	36 Fiederling, Volker
56	81	25,68	3,1542	74,3907	70,85	8 Blazicek, Johannes
57	93	29,63	3,1387	74,0253	70,50	13 Brinckmann, Torsten
58	91	29,05	3,1325	73,8795	70,36	252 Endom, Dirk
59	83	26,54	3,1274	73,7575	70,25	61 Krause, Frank
60	76	24,35	3,1211	73,6111	70,11	31 Etges, Michael
61	95	30,46	3,1188	73,5567	70,05	11 Boss, Dirk
62	84	27,18	3,0905	72,8884	69,42	78 Ludden, Volker
63	84	27,32	3,0747	72,5149	69,06	53 Kelterbaum, Reinhard
64	97	31,90	3,0408	71,7150	68,30	67 Kuhn, Manfred
65	72	23,75	3,0316	71,4986	68,09	177 Klose, Jens
66	82	27,33	3,0004	70,7625	67,39	187 Spoerner, Oliver
67	78	26,21	2,9760	70,1870	66,84	50 Kahl, Michael
68	79	26,55	2,9755	70,1765	66,83	212 Cokaiko, Michel
69	91	30,61	2,9729	70,1143	66,78	58 Köllner, Rainer
70	85	28,61	2,9710	70,0696	66,73	116 Stern, Arno
71	84	28,41	2,9567	69,7328	66,41	170 Brodda, Fred
72	84	28,47	2,9505	69,5858	66,27	121 Stobbe, Markus
73	76	25,84	2,9412	69,3665	66,06	84 Mueller, Joerg
74	63	21,49	2,9316	69,1406	65,85	158 Loch, Marijan
75	85	29,00	2,9310	69,1273	65,84	24 Dartois, Jean
76	68	23,38	2,9085	68,5951	65,33	263 Schulte, Andreas
77	89	30,79	2,8905	68,1725	64,93	264 Schulte, Nico
78	75	26,09	2,8747	67,7979	64,57	103 Scheper, Hubert
79	99	34,47	2,8721	67,7365	64,51	164 Streit von, Dietrich
80	83	28,91	2,8710	67,7109	64,49	157 Kunz, Reinhard
81	99	34,54	2,8662	67,5992	64,38	185 Pluto, Gerhard
82	87	30,63	2,8404	66,9886	63,80	135 Wefing, Tino
83	81	28,58	2,8341	66,8423	63,66	29 Eid, Michael
84	95	33,69	2,8198	66,5046	63,34	63 Kruegel, Pascal
85	85	30,23	2,8118	66,3147	63,16	124 Thiel, Frank
86	87	31,37	2,7734	65,4084	62,29	96 Remek, Claudia
87	93	33,71	2,7588	65,0658	61,97	2 Anschuetz, Friedbert
88	83	30,12	2,7556	64,9908	61,90	20 Couck, Juergen
89	89	32,38	2,7486	64,8249	61,74	59 Koch, Jürgen
90	70	25,55	2,7397	64,6154	61,54	120 Stolzer, Andy
91	85	31,34	2,7122	63,9659	60,92	238 Gruenaug, Gerhard
92	81	29,97	2,7027	63,7422	60,71	242 Staade, Michael

PRODUCTION -- Overall Stage Results**DM IPSC Modified/Production 2006**

Printed August 14, 2006 at 18:18

**Stage 1 -- 1**

	PTS	TIME	HIT FACTOR	STAGE POINTS	STAGE PERCENT	COMPETITOR # Name
93	97	36,06	2,6900	63,4417	60,42	168 Wiedemann, Peter
94	76	28,27	2,6884	63,4040	60,38	44 Gülle, Christian
95	87	32,37	2,6877	63,3878	60,37	149 Haeussler, Wolfgang
96	95	36,07	2,6338	62,1164	59,16	148 Glende, Helmut
97	70	26,61	2,6306	62,0415	59,09	184 Okun, Michael
98	95	36,43	2,6077	61,5026	58,57	9 Bluhm, Robert
99	79	30,62	2,5800	60,8486	57,95	175 Götz, Torsten
100	89	35,07	2,5378	59,8526	57,00	35 Fickinger, Tilo
101	76	30,25	2,5124	59,2539	56,43	155 Köhler, Ralph
102	80	31,91	2,5071	59,1278	56,31	43 Götz, Helmut
103	91	36,74	2,4769	58,4159	55,63	97 Rogmann, Jürgen
104	52	21,22	2,4505	57,7945	55,04	111 Schütz, Michael
105	87	35,79	2,4308	57,3306	54,60	102 Scheibach, Sascha
106	68	28,19	2,4122	56,8909	54,18	19 Cortens, Emiel
107	65	26,99	2,4083	56,7988	54,09	136 Wendemuth, Rolf
108	74	30,79	2,4034	56,6827	53,98	173 Drott, Markus
109	76	31,87	2,3847	56,2420	53,56	125 Thiesen, Winfried
110	74	31,17	2,3741	55,9917	53,33	119 Stolba, Daniel
111	55	23,19	2,3717	55,9359	53,27	68 Kummer, Patrick
112	99	41,75	2,3713	55,9252	53,26	153 Kaiser, Harry
113	84	36,33	2,3121	54,5309	51,93	166 Unger, Robert
114	68	29,64	2,2942	54,1078	51,53	75 Lingnau, Sven
115	74	32,43	2,2818	53,8163	51,25	114 Steinhorst, Peter
116	87	38,55	2,2568	53,2260	50,69	6 Beynio, Fred
117	63	28,12	2,2404	52,8389	50,32	213 Weinsheimer, Wolfgang
118	66	29,50	2,2373	52,7656	50,25	76 Lisi, Agrippino
119	78	35,08	2,2235	52,4401	49,94	230 Wallroth, Marion
120	74	33,39	2,2162	52,2690	49,78	246 Burkowski, Ralf
121	65	30,41	2,1375	50,4111	48,01	169 Wiegand, Frank
122	72	33,79	2,1308	50,2543	47,86	236 Klingberg, Anja
123	57	27,00	2,1111	49,7897	47,42	207 Heidgen, Wilfried
124	62	29,37	2,1110	49,7871	47,42	266 Steffl, Florian
125	82	38,89	2,1085	49,7284	47,36	179 Könnecke, Ralf
126	83	39,72	2,0896	49,2831	46,94	122 Strub, Lothar
127	50	24,14	2,0713	48,8497	46,52	64 Ksycki, André
128	83	40,28	2,0606	48,5979	46,28	145 Egerer, Michael
129	80	39,52	2,0243	47,7421	45,47	140 Wissgott, Thomas
130	58	28,67	2,0230	47,7122	45,44	227 Pache, Helmut
131	61	30,61	1,9928	46,9997	44,76	16 Burkhart, Helmut
132	87	43,81	1,9858	46,8355	44,61	133 Wechsung, Jens
133	61	31,09	1,9620	46,2741	44,07	134 Wedemeier, Gerd
134	52	26,63	1,9527	46,0533	43,86	7 Biedermann, Wolfgang
135	46	23,66	1,9442	45,8534	43,67	144 Bowakow, Ludwig
136	87	44,91	1,9372	45,6883	43,51	33 Fajerski, Andreas
137	97	50,27	1,9296	45,5084	43,34	201 Schroeder, Stephan
138	66	34,37	1,9203	45,2891	43,13	159 Oezkan, Nevzat

PRODUCTION -- Overall Stage Results

DM IPSC Modified/Production 2006

Printed August 14, 2006 at 18:18



Stage 1 -- 1

	PTS	TIME	HIT FACTOR	STAGE POINTS	STAGE PERCENT	COMPETITOR # Name
139	70	36,95	1,8945	44,6799	42,55	47 Haug, Axel
140	89	47,25	1,8836	44,4239	42,31	34 Feddern, Lisa
141	74	39,41	1,8777	44,2847	42,18	65 Kuebel, Manfred
142	95	51,46	1,8461	43,5394	41,47	178 Könnecke, Annett
143	76	41,61	1,8265	43,0769	41,03	234 LisiMager, Uta
144	72	39,54	1,8209	42,9462	40,90	90 Raab, Klaus
145	66	36,51	1,8077	42,6345	40,60	160 Reichart, Jochen
146	54	30,22	1,7869	42,1433	40,14	162 Schmickler, Friedrich
147	53	29,92	1,7714	41,7776	39,79	40 Freitag, Andreas
148	63	35,62	1,7687	41,7134	39,73	18 Craiu, Adrian
149	52	29,42	1,7675	41,6859	39,70	87 Norusi, Siamak
150	63	35,89	1,7554	41,3996	39,43	191 Tauschwitz, Christian
151	89	55,41	1,6062	37,8818	36,08	86 Nimsch, Marco
152	53	33,09	1,6017	37,7753	35,98	117 Stibig, Gerald
153	93	58,64	1,5859	37,4040	35,62	195 Redies, Oliver
154	65	41,72	1,5580	36,7450	35,00	239 Westerdorf, Petra
155	44	28,78	1,5288	36,0571	34,34	129 Uecker, Ulrich
156	48	32,92	1,4581	34,3883	32,75	17 Burkhart, Rita
157	35	25,60	1,3672	32,2446	30,71	27 Eggert, Kurt
158	33	24,96	1,3221	31,1816	29,70	243 Platten, Andreas
159	53	40,79	1,2993	30,6444	29,19	198 Cress, Joerg
160	48	39,59	1,2124	28,5946	27,23	244 Weber, Ralf
161	63	52,83	1,1925	28,1248	26,79	256 Zanger (SA), Arno
162	61	52,33	1,1657	27,4921	26,18	214 Benthien, Horst
163	45	39,25	1,1465	27,0397	25,75	98 Rosinski, Thomas
164	33	29,06	1,1356	26,7823	25,51	55 Klemens, Waldemar
165	38	41,36	0,9188	21,6687	20,64	66 Kuhn, Loni
166	35	40,22	0,8702	20,5237	19,55	62 Krueger, Donald
167	31	42,72	0,7257	17,1143	16,30	267 Gössl, Mario
168	26	49,20	0,5285	12,4634	11,87	192 Walter Dr., Hans-Hermann
169	18	44,57	0,4039	9,5249	9,07	257 Perey, Stefan
170	0	21,56	0,0000	0,0000	0,00	91 Raab, Martina
171	0	36,10	0,0000	0,0000	0,00	130 Wallbaum, Stefan

MODIFIED -- Overall Stage Results**DM IPSC Modified/Production 2006**

Printed August 14, 2006 at 18:18

**Stage 1 -- 1**

	PTS	TIME	HIT FACTOR	STAGE POINTS	STAGE PERCENT	COMPETITOR # Name
1	95	17,03	5,5784	105,0000	100,00	88 Nothnagel, Nils
2	98	18,11	5,4114	101,8563	97,01	23 Damm, Oliver
3	97	18,29	5,3034	99,8248	95,07	180 Kosiol, Timo
4	99	18,79	5,2688	99,1719	94,45	3 Arnolds, Frank
5	95	18,19	5,2226	98,3040	93,62	38 Flaß, Jürgen
6	95	18,25	5,2055	97,9808	93,32	260 Midgley, Gregory
7	99	19,67	5,0330	94,7352	90,22	225 Nothnagel, Wolfgang
8	93	18,48	5,0325	94,7243	90,21	206 Fabricius, Georg
9	98	19,51	5,0231	94,5473	90,05	72 Leenen, Hans
10	99	20,11	4,9229	92,6624	88,25	126 Thomas, Stefan
11	85	18,96	4,4831	84,3842	80,37	42 Gnoth, Guido
12	97	22,17	4,3753	82,3543	78,43	262 Itani, Marwan
13	97	24,19	4,0099	75,4773	71,88	254 Klopfer, Olav
14	99	25,09	3,9458	74,2702	70,73	49 Joaquin, Chris
15	103	26,86	3,8347	72,1791	68,74	204 Luerssen, Klaus
16	95	24,80	3,8306	72,1028	68,67	228 Winkler, Oliver
17	93	24,31	3,8256	72,0076	68,58	48 Huber, Udo
18	100	26,48	3,7764	71,0824	67,70	115 Stenmans, Johannes
19	78	20,96	3,7214	70,0461	66,71	105 Schlette, Karsten
20	83	22,55	3,6807	69,2806	65,98	112 Schwichtenberg, Andreas
21	92	25,20	3,6508	68,7175	65,45	241 Defegnee, Alphonse
22	95	27,40	3,4672	65,2609	62,15	108 Schöberl, Andreas
23	85	24,88	3,4164	64,3056	61,24	222 van der Linde, Geert
24	93	28,37	3,2781	61,7027	58,76	30 Englisch, Claus
25	87	27,58	3,1545	59,3752	56,55	203 Jürgens, Hans-Joachim
26	72	23,52	3,0612	57,6203	54,88	147 Gickel, Norbert
27	83	27,17	3,0548	57,5001	54,76	89 Piesnack, Reinhardt
28	91	30,37	2,9964	56,3997	53,71	82 MeyerModi, Werner
29	81	27,12	2,9867	56,2180	53,54	57 Knapstein, Paul
30	91	30,79	2,9555	55,6304	52,98	21 Dahmen, Heinz-Jörgen
31	67	23,48	2,8535	53,7102	51,15	4 Astroth, Marcus
32	96	33,86	2,8352	53,3660	50,82	247 Stuber, Ruediger
33	88	31,61	2,7839	52,4009	49,91	183 Ohters, Hans
34	69	25,54	2,7016	50,8521	48,43	189 Sturm, Thomas
35	92	34,19	2,6908	50,6488	48,24	109 Schöberl, Marion
36	93	36,13	2,5740	48,4502	46,14	221 van der Linde, Ben
37	71	28,19	2,5186	47,4071	45,15	223 van der Linde, Richard
38	89	35,70	2,4930	46,9248	44,69	79 Maier, Wolfgang
39	93	38,57	2,4112	45,3851	43,22	202 Weber, Torben
40	61	25,78	2,3662	44,5376	42,42	80 Malz, Kerstin
41	78	36,34	2,1464	40,4008	38,48	237 Kratka, Josef Dr.
42	53	25,56	2,0736	39,0297	37,17	10 Bösch, Chris
43	57	28,33	2,0120	37,8712	36,07	197 Cress8301, Sven
44	53	26,43	2,0053	37,7450	35,95	71 Layher, Edgar
45	69	35,21	1,9597	36,8862	35,13	259 Angelo, Michael
46	72	40,37	1,7835	33,5702	31,97	219 MariackKraft, Christel

MODIFIED -- Overall Stage Results

DM IPSC Modified/Production 2006

Printed August 14, 2006 at 18:18



Stage 1 -- 1

	PTS	TIME	HIT FACTOR	STAGE POINTS	STAGE PERCENT	COMPETITOR # Name
47	64	36,99	1,7302	32,5669	31,02	250 Litterst, Detlef
48	42	26,18	1,6043	30,1967	28,76	143 Blank, Andreas

PRODUCTION -- Overall Stage Results**DM IPSC Modified/Production 2006**

Printed August 14, 2006 at 18:18

**Stage 2 -- 2**

	PTS	TIME	HIT FACTOR	STAGE POINTS	STAGE PERCENT	COMPETITOR # Name
1	108	18,24	5,9211	120,0000	100,00	107 Schmidt, Tino
2	114	19,65	5,8015	117,5776	97,98	46 Haben, Jörg
3	114	19,66	5,7986	117,5178	97,93	154 Köhler, Andreas Peter
4	110	19,39	5,6730	114,9734	95,81	229 Bettermann, Heribert
5	108	19,23	5,6162	113,8222	94,85	111 Schütz, Michael
6	112	20,01	5,5972	113,4366	94,53	1 Albert, Gerard
7	106	19,10	5,5497	112,4747	93,73	123 Tann von der, Joachim
8	102	18,45	5,5285	112,0434	93,37	69 Kummer, Steven
9	100	18,43	5,4259	109,9656	91,64	210 Tigges, Jens
10	108	20,09	5,3758	108,9497	90,79	255 Bäter, Richard
11	116	21,67	5,3530	108,4879	90,41	127 Trautvetter, Ingo
12	112	21,13	5,3005	107,4239	89,52	139 Wiegand, Maximilian
13	96	18,37	5,2259	105,9118	88,26	144 Bowakow, Ludwig
14	118	22,59	5,2236	105,8640	88,22	152 Hellwig-Bürgel, Thomas
15	112	21,65	5,1732	104,8437	87,37	50 Kahl, Michael
16	112	21,79	5,1400	104,1701	86,81	138 Wiegand, Max (Sen)
17	104	20,29	5,1257	103,8804	86,57	8 Blazicek, Johannes
18	102	19,96	5,1102	103,5671	86,31	28 Eggert, Timm
19	110	21,79	5,0482	102,3099	85,26	81 Metzner, Michael
20	112	22,35	5,0112	101,5600	84,63	182 Lux, Oliver J.
21	102	20,39	5,0025	101,3830	84,49	177 Klose, Jens
22	120	24,12	4,9751	100,8292	84,02	121 Stobbe, Markus
23	104	20,93	4,9689	100,7039	83,92	253 Ergler, Manfred
24	106	21,35	4,9649	100,6214	83,85	233 Ivanov, Sergey
25	116	23,39	4,9594	100,5102	83,76	207 Heidgen, Wilfried
26	110	22,47	4,8954	99,2138	82,68	26 Donot, Marc
27	100	20,62	4,8497	98,2864	81,91	263 Schulte, Andreas
28	89	18,45	4,8238	97,7633	81,47	68 Kummer, Patrick
29	102	21,23	4,8045	97,3716	81,14	74 Lentz, Arne
30	108	22,66	4,7661	96,5931	80,49	31 Etges, Michael
31	110	23,36	4,7089	95,4338	79,53	188 Schürmann, Heinz
32	106	22,66	4,6778	94,8044	79,00	136 Wendemuth, Rolf
33	106	22,72	4,6655	94,5540	78,79	44 Gülle, Christian
34	116	24,99	4,6419	94,0750	78,40	78 Ludden, Volker
35	108	23,29	4,6372	93,9802	78,32	129 Uecker, Ulrich
36	102	22,12	4,6112	93,4539	77,88	220 Kurschies, Andreas
37	104	22,61	4,5997	93,2213	77,68	265 Löffler, Volker
38	106	23,07	4,5947	93,1195	77,60	170 Brodda, Fred
39	92	20,41	4,5076	91,3539	76,13	141 Wittman, Horst
40	112	25,00	4,4800	90,7947	75,66	155 Köhler, Ralph
41	106	23,68	4,4764	90,7207	75,60	135 Wefing, Tino
42	91	20,50	4,4390	89,9642	74,97	190 Tagliamonte, Raffaele
43	108	24,43	4,4208	89,5948	74,66	146 Eßen van, Olaf
44	104	23,53	4,4199	89,5764	74,65	45 Haarmann, Claude
45	104	23,75	4,3789	88,7467	73,96	212 Cokaiko, Michel
46	110	25,39	4,3324	87,8036	73,17	257 Perey, Stefan

PRODUCTION -- Overall Stage Results**DM IPSC Modified/Production 2006**

Printed August 14, 2006 at 18:18

**Stage 2 -- 2**

	PTS	TIME	HIT FACTOR	STAGE POINTS	STAGE PERCENT	COMPETITOR # Name
47	106	24,60	4,3089	87,3279	72,77	110 Schreiner, Michael
48	114	26,48	4,3051	87,2507	72,71	142 Wohlmut, Markus
49	112	26,12	4,2879	86,9015	72,42	99 Ryszka, Marek
50	102	23,81	4,2839	86,8207	72,35	92 Rauer, Dietmar
51	114	26,79	4,2553	86,2411	71,87	118 Stief, Mathias
52	106	24,92	4,2536	86,2065	71,84	27 Eggert, Kurt
53	78	18,41	4,2368	85,8664	71,56	158 Loch, Marijan
54	97	22,90	4,2358	85,8457	71,54	85 Netz, Konrad
55	89	21,10	4,2180	85,4850	71,24	187 Spoerner, Oliver
56	96	22,86	4,1995	85,1094	70,92	56 Klossek, Guido
57	104	24,83	4,1885	84,8866	70,74	47 Haug, Axel
58	100	23,90	4,1841	84,7978	70,66	64 Ksycki, André
59	96	22,99	4,1757	84,6281	70,52	151 Heiss, Andreas
60	101	24,25	4,1649	84,4096	70,34	240 Plateus, Raymond
61	93	22,42	4,1481	84,0678	70,06	53 Kelterbaum, Reinhard
62	99	23,87	4,1475	84,0553	70,05	16 Burkhart, Helmut
63	104	25,08	4,1467	84,0404	70,03	19 Cortens, Emiel
64	89	21,53	4,1338	83,7777	69,81	251 Jesch, Rado
65	112	27,13	4,1283	83,6663	69,72	172 Dietrich, Armin
66	93	22,54	4,1260	83,6202	69,68	137 Wessely, René
67	114	27,84	4,0948	82,9885	69,16	173 Drott, Markus
68	104	25,60	4,0625	82,3333	68,61	67 Kuhn, Manfred
69	110	27,10	4,0590	82,2632	68,55	20 Couck, Juergen
70	104	25,64	4,0562	82,2049	68,50	252 Endom, Dirk
71	108	26,74	4,0389	81,8549	68,21	213 Weinsheimer, Wolfgang
72	104	25,85	4,0232	81,5371	67,95	58 Köllner, Rainer
73	104	25,98	4,0031	81,1291	67,61	93 Redder, Sascha
74	104	26,17	3,9740	80,5400	67,12	37 Fischinger, Martin
75	102	25,96	3,9291	79,6302	66,36	168 Wiedemann, Peter
76	110	28,09	3,9160	79,3639	66,14	63 Kruegel, Pascal
77	92	23,68	3,8851	78,7387	65,62	264 Schulte, Nico
78	94	24,38	3,8556	78,1405	65,12	128 Tutschke, Petra
79	112	29,07	3,8528	78,0828	65,07	227 Pache, Helmut
80	89	23,14	3,8462	77,9487	64,96	124 Thiel, Frank
81	85	22,11	3,8444	77,9135	64,93	131 Walter, Michael
82	98	25,55	3,8356	77,7352	64,78	25 Dell, Andreas
83	96	25,04	3,8339	77,6997	64,75	24 Dartois, Jean
84	104	27,26	3,8151	77,3196	64,43	125 Thiesen, Winfried
85	114	29,96	3,8051	77,1162	64,26	216 Forster, Stefan
86	102	26,81	3,8046	77,1056	64,25	39 Fransis, Gregory
87	102	27,01	3,7764	76,5346	63,78	119 Stolba, Daniel
88	93	24,70	3,7652	76,3077	63,59	245 Graeff, Harald
89	104	27,73	3,7505	76,0091	63,34	96 Remek, Claudia
90	93	24,88	3,7379	75,7556	63,13	102 Scheibach, Sascha
91	89	23,86	3,7301	75,5965	63,00	11 Boss, Dirk
92	112	30,05	3,7271	75,5363	62,95	75 Lingnau, Sven

PRODUCTION -- Overall Stage Results

DM IPSC Modified/Production 2006

Printed August 14, 2006 at 18:18



Stage 2 -- 2

	PTS	TIME	HIT FACTOR	STAGE POINTS	STAGE PERCENT	COMPETITOR # Name
93	102	27,37	3,7267	75,5280	62,94	7 Biedermann, Wolfgang
94	76	20,52	3,7037	75,0617	62,55	205 Eichstaedt, Gottfried
95	110	29,72	3,7012	75,0112	62,51	9 Bluhm, Robert
96	93	25,15	3,6978	74,9423	62,45	162 Schmickler, Friedrich
97	102	27,78	3,6717	74,4132	62,01	55 Klemens, Waldemar
98	104	28,34	3,6697	74,3731	61,98	61 Krause, Frank
99	114	31,10	3,6656	74,2894	61,91	166 Unger, Robert
100	106	29,01	3,6539	74,0526	61,71	185 Pluto, Gerhard
101	91	25,01	3,6385	73,7412	61,45	100 Seeger, Eugen
102	112	30,96	3,6176	73,3161	61,10	13 Brinckmann, Torsten
103	83	23,10	3,5931	72,8196	60,68	73 Lemke, Klaus
104	110	30,97	3,5518	71,9836	59,99	97 Rogmann, Jürgen
105	106	29,86	3,5499	71,9446	59,95	230 Wallroth, Marion
106	87	24,64	3,5308	71,5584	59,63	120 Stolzer, Andy
107	108	30,62	3,5271	71,4827	59,57	116 Stern, Arno
108	93	26,47	3,5134	71,2051	59,34	243 Platten, Andreas
109	80	23,13	3,4587	70,0965	58,41	36 Fiederling, Volker
110	98	28,63	3,4230	69,3725	57,81	17 Burkhart, Rita
111	93	27,45	3,3880	68,6630	57,22	59 Koch, Jürgen
112	87	25,78	3,3747	68,3941	57,00	40 Freitag, Andreas
113	83	24,88	3,3360	67,6099	56,34	157 Kunz, Reinhard
114	98	29,52	3,3198	67,2809	56,07	246 Burkowski, Ralf
115	102	30,77	3,3149	67,1823	55,99	224 Möller, Thorsten
116	100	30,33	3,2971	66,8205	55,68	35 Fickinger, Tilo
117	108	32,76	3,2967	66,8132	55,68	149 Haeussler, Wolfgang
118	88	26,96	3,2641	66,1523	55,13	165 Trautvetter, Stefan
119	108	33,17	3,2560	65,9873	54,99	179 Könnecke, Ralf
120	96	29,72	3,2301	65,4643	54,55	76 Lisi, Agrippino
121	91	28,28	3,2178	65,2145	54,35	103 Scheper, Hubert
122	106	33,16	3,1966	64,7849	53,99	66 Kuhn, Loni
123	106	33,47	3,1670	64,1848	53,49	62 Krueger, Donald
124	98	31,42	3,1190	63,2124	52,68	43 Götz, Helmut
125	85	27,29	3,1147	63,1245	52,60	114 Steinhorst, Peter
126	91	29,41	3,0942	62,7088	52,26	191 Tauschwitz, Christian
127	102	33,01	3,0900	62,6235	52,19	148 Glende, Helmut
128	98	31,72	3,0895	62,6145	52,18	134 Wedemeier, Gerd
129	98	32,19	3,0444	61,7003	51,42	2 Anschuetz, Friedbert
130	110	36,56	3,0088	60,9774	50,81	133 Wechsung, Jens
131	98	32,59	3,0071	60,9430	50,79	33 Fajerski, Andreas
132	93	31,03	2,9971	60,7412	50,62	106 Schlipf, Thorsten
133	116	38,85	2,9858	60,5131	50,43	164 Streit von, Dietrich
134	91	30,96	2,9393	59,5693	49,64	267 Gössl, Mario
135	77	26,36	2,9211	59,2008	49,33	29 Eid, Michael
136	106	36,51	2,9033	58,8405	49,03	65 Kuebel, Manfred
137	72	24,94	2,8869	58,5084	48,76	84 Mueller, Joerg
138	104	36,07	2,8833	58,4345	48,70	239 Westerdorf, Petra

PRODUCTION -- Overall Stage Results**DM IPSC Modified/Production 2006**

Printed August 14, 2006 at 18:18

**Stage 2 -- 2**

	PTS	TIME	HIT FACTOR	STAGE POINTS	STAGE PERCENT	COMPETITOR # Name
139	90	31,31	2,8745	58,2561	48,55	175 Götz, Torsten
140	98	34,26	2,8605	57,9724	48,31	140 Wissgott, Thomas
141	112	40,85	2,7417	55,5659	46,30	153 Kaiser, Harry
142	69	25,22	2,7359	55,4481	46,21	87 Norusi, Siamak
143	96	35,19	2,7280	55,2884	46,07	184 Okun, Michael
144	72	26,48	2,7190	55,1057	45,92	160 Reichart, Jochen
145	108	40,54	2,6640	53,9911	44,99	167 Weuster, Frank
146	96	36,10	2,6593	53,8947	44,91	98 Rosinski, Thomas
147	85	32,90	2,5836	52,3607	43,63	159 Oezkan, Nevzat
148	92	36,93	2,4912	50,4883	42,07	90 Raab, Klaus
149	79	31,74	2,4890	50,4432	42,04	117 Stibig, Gerald
150	70	28,69	2,4399	49,4481	41,21	238 Gruenaug, Gerhard
151	104	42,81	2,4293	49,2346	41,03	34 Feddern, Lisa
152	86	35,42	2,4280	49,2076	41,01	6 Beynio, Fred
153	90	37,28	2,4142	48,9270	40,77	244 Weber, Ralf
154	81	34,74	2,3316	47,2539	39,38	130 Wallbaum, Stefan
155	66	28,95	2,2798	46,2038	38,50	236 Klingberg, Anja
156	88	38,79	2,2686	45,9775	38,31	198 Cress, Joerg
157	81	35,88	2,2575	45,7525	38,13	256 Zanger (SA), Arno
158	118	52,56	2,2451	45,4997	37,92	86 Nimsch, Marco
159	75	34,87	2,1508	43,5905	36,33	122 Strub, Lothar
160	61	28,42	2,1464	43,4999	36,25	18 Craiu, Adrian
161	87	41,96	2,0734	42,0210	35,02	201 Schroeder, Stephan
162	88	43,46	2,0249	41,0370	34,20	178 Könnecke, Annett
163	95	47,27	2,0097	40,7306	33,94	195 Redies, Oliver
164	93	47,27	1,9674	39,8731	33,23	214 Benthien, Horst
165	58	30,75	1,8862	38,2266	31,86	242 Staade, Michael
166	89	48,01	1,8538	37,5700	31,31	234 LisiMager, Uta
167	48	31,55	1,5214	30,8336	25,69	145 Egerer, Michael
168	66	45,81	1,4407	29,1989	24,33	91 Raab, Martina
169	27	25,94	1,0409	21,0948	17,58	169 Wiegand, Frank
170	25	27,17	0,9201	18,6480	15,54	266 Steffl, Florian
171	51	57,75	0,8831	17,8978	14,91	192 Walter Dr., Hans-Hermann

MODIFIED -- Overall Stage Results**DM IPSC Modified/Production 2006**

Printed August 14, 2006 at 18:18

**Stage 2 -- 2**

	PTS	TIME	HIT FACTOR	STAGE POINTS	STAGE PERCENT	COMPETITOR # Name
1	111	16,54	6,7110	120,0000	100,00	206 Fabricius, Georg
2	112	16,88	6,6351	118,6422	98,87	260 Midgley, Gregory
3	111	16,77	6,6190	118,3542	98,63	3 Arnolds, Frank
4	98	15,07	6,5030	116,2804	96,90	23 Damm, Oliver
5	110	17,21	6,3916	114,2893	95,24	180 Kosiol, Timo
6	112	17,87	6,2675	112,0695	93,39	228 Winkler, Oliver
7	113	18,18	6,2156	111,1420	92,62	4 Astroth, Marcus
8	115	18,56	6,1961	110,7933	92,33	143 Blank, Andreas
9	117	19,51	5,9969	107,2315	89,36	72 Leenen, Hans
10	107	18,44	5,8026	103,7568	86,46	126 Thomas, Stefan
11	93	16,25	5,7231	102,3348	85,28	105 Schlette, Karsten
12	107	18,81	5,6885	101,7159	84,76	38 Flaß, Jürgen
13	116	20,53	5,6503	101,0329	84,19	88 Nothnagel, Nils
14	111	20,24	5,4842	98,0632	81,72	189 Sturm, Thomas
15	110	20,42	5,3869	96,3232	80,27	112 Schwichtenberg, Andreas
16	106	20,14	5,2632	94,1109	78,43	262 Itani, Marwan
17	113	21,89	5,1622	92,3053	76,92	10 Bösch, Chris
18	100	19,74	5,0659	90,5830	75,49	48 Huber, Udo
19	109	22,96	4,7474	84,8884	70,74	241 Defegnee, Alphonse
20	105	22,32	4,7043	84,1180	70,10	49 Joaquin, Chris
21	110	24,22	4,5417	81,2105	67,68	42 Gnoth, Guido
22	111	24,55	4,5214	80,8472	67,37	254 Klopfer, Olav
23	116	26,20	4,4275	79,1681	65,97	115 Stenmans, Johannes
24	82	18,61	4,4062	78,7882	65,66	225 Nothnagel, Wolfgang
25	101	23,38	4,3199	77,2450	64,37	222 van der Linde, Geert
26	110	25,59	4,2986	76,8628	64,05	21 Dahmen, Heinz-Jörgen
27	116	27,20	4,2647	76,2575	63,55	30 Englisch, Claus
28	112	26,85	4,1713	74,5877	62,16	71 Layher, Edgar
29	83	20,16	4,1171	73,6175	61,35	147 Gickel, Norbert
30	108	27,63	3,9088	69,8935	58,24	57 Knapstein, Paul
31	109	28,92	3,7690	67,3941	56,16	197 Cress8301, Sven
32	110	29,40	3,7415	66,9020	55,75	79 Maier, Wolfgang
33	104	28,43	3,6581	65,4109	54,51	109 Schöberl, Marion
34	104	28,46	3,6543	65,3420	54,45	237 Kratka, Josef Dr.
35	96	26,31	3,6488	65,2445	54,37	223 van der Linde, Richard
36	99	27,38	3,6158	64,6540	53,88	82 MeyerModi, Werner
37	100	27,79	3,5984	64,3436	53,62	221 van der Linde, Ben
38	115	32,28	3,5626	63,7027	53,09	247 Stuber, Ruediger
39	115	32,33	3,5571	63,6042	53,00	259 Angelo, Michael
40	91	25,81	3,5258	63,0445	52,54	108 Schöberl, Andreas
41	112	32,60	3,4356	61,4319	51,19	204 Luerssen, Klaus
42	96	28,75	3,3391	59,7073	49,76	250 Litterst, Detlef
43	106	33,72	3,1435	56,2098	46,84	203 Jürgens, Hans-Joachim
44	110	41,74	2,6354	47,1231	39,27	89 Piesnack, Reinhardt
45	89	34,11	2,6092	46,6554	38,88	219 MariackKraft, Christel
46	107	41,81	2,5592	45,7612	38,13	183 Ohters, Hans

MODIFIED -- Overall Stage Results

DM IPSC Modified/Production 2006

Printed August 14, 2006 at 18:18



Stage 2 -- 2

	PTS	TIME	HIT FACTOR	STAGE POINTS	STAGE PERCENT	COMPETITOR # Name
47	94	41,82	2,2477	40,1918	33,49	80 Malz, Kerstin
48	66	38,86	1,6984	30,3693	25,31	202 Weber, Torben

PRODUCTION -- Overall Stage Results

DM IPSC Modified/Production 2006

Printed August 14, 2006 at 18:18




Stage 3 -- 3

	PTS	TIME	HIT FACTOR	STAGE POINTS	STAGE PERCENT	COMPETITOR # Name
1	64	7,57	8,4544	70,0000	100,00	229 Bettermann, Heribert
2	66	8,09	8,1582	67,5475	96,50	74 Lentz, Arne
3	66	8,17	8,0783	66,8861	95,55	46 Haben, Jörg
4	66	8,38	7,8759	65,2100	93,16	69 Kummer, Steven
5	68	8,68	7,8341	64,8639	92,66	265 Löffler, Volker
6	68	8,82	7,7098	63,8343	91,19	182 Lux, Oliver J.
7	70	9,45	7,4074	61,3310	87,62	107 Schmidt, Tino
8	64	8,75	7,3143	60,5600	86,51	210 Tigges, Jens
9	68	9,54	7,1279	59,0166	84,31	170 Brodda, Fred
10	66	9,27	7,1197	58,9492	84,21	158 Loch, Marijan
11	64	9,10	7,0330	58,2308	83,19	26 Donot, Marc
12	62	8,94	6,9351	57,4207	82,03	85 Netz, Konrad
13	66	9,69	6,8111	56,3942	80,56	251 Jesch, Rado
14	64	9,43	6,7869	56,1930	80,28	154 Köhler, Andreas Peter
15	68	10,14	6,7061	55,5245	79,32	111 Schütz, Michael
16	64	9,58	6,6806	55,3132	79,02	263 Schulte, Andreas
17	56	8,43	6,6429	55,0015	78,57	144 Bowakow, Ludwig
18	62	9,40	6,5957	54,6107	78,02	120 Stolzer, Andy
19	58	8,80	6,5909	54,5707	77,96	233 Ivanov, Sergey
20	66	10,02	6,5868	54,5369	77,91	127 Trautvetter, Ingo
21	66	10,23	6,4516	53,4173	76,31	167 Weuster, Frank
22	60	9,36	6,4103	53,0749	75,82	37 Fischinger, Martin
23	66	10,32	6,3953	52,9515	75,64	220 Kurschies, Andreas
24	62	9,77	6,3460	52,5425	75,06	255 Bäther, Richard
25	64	10,18	6,2868	52,0530	74,36	123 Tann von der, Joachim
26	66	10,52	6,2738	51,9448	74,21	187 Spoerner, Oliver
27	58	9,26	6,2635	51,8598	74,09	190 Tagliamonte, Raffaele
28	64	10,24	6,2500	51,7481	73,93	53 Kelterbaum, Reinhard
29	66	10,68	6,1798	51,1666	73,10	162 Schmickler, Friedrich
30	66	10,78	6,1224	50,6920	72,42	152 Hellwig-Bürgel, Thomas
31	66	10,91	6,0495	50,0879	71,55	139 Wiegand, Maximilian
32	64	10,62	6,0264	49,8964	71,28	27 Eggert, Kurt
33	64	10,75	5,9535	49,2930	70,42	137 Wessely, René
34	56	9,46	5,9197	49,0130	70,02	50 Kahl, Michael
35	68	11,49	5,9182	49,0008	70,00	39 Fransis, Gregory
36	62	10,55	5,8768	48,6579	69,51	73 Lemke, Klaus
37	66	11,26	5,8615	48,5310	69,33	151 Heiss, Andreas
38	62	10,62	5,8380	48,3372	69,05	155 Köhler, Ralph
39	62	10,64	5,8271	48,2463	68,92	31 Etges, Michael
40	68	11,70	5,8120	48,1213	68,74	212 Cokaiko, Michel
41	56	9,73	5,7554	47,6529	68,08	136 Wendemuth, Rolf
42	68	11,87	5,7287	47,4321	67,76	58 Köllner, Rainer
43	66	11,64	5,6701	46,9467	67,07	177 Klose, Jens
44	64	11,33	5,6487	46,7696	66,81	1 Albert, Gerard
45	62	11,00	5,6364	46,6673	66,67	56 Klossek, Guido
46	68	12,12	5,6106	46,4537	66,36	238 Gruenaug, Gerhard

PRODUCTION -- Overall Stage Results**DM IPSC Modified/Production 2006**

Printed August 14, 2006 at 18:18

**Stage 3 -- 3**

	PTS	TIME	HIT FACTOR	STAGE POINTS	STAGE PERCENT	COMPETITOR # Name
47	64	11,46	5,5846	46,2391	66,06	92 Rauer, Dietmar
48	60	10,81	5,5504	45,9557	65,65	118 Stief, Mathias
49	62	11,21	5,5308	45,7931	65,42	240 Plateus, Raymond
50	58	10,52	5,5133	45,6485	65,21	45 Haarmann, Claude
51	60	10,90	5,5046	45,5763	65,11	110 Schreiner, Michael
52	68	12,36	5,5016	45,5517	65,07	44 Glle, Christian
53	60	10,95	5,4795	45,3682	64,81	68 Kummer, Patrick
54	64	11,68	5,4795	45,3682	64,81	253 Ergler, Manfred
55	56	10,25	5,4634	45,2354	64,62	131 Walter, Michael
56	54	9,92	5,4435	45,0709	64,39	146 Een van, Olaf
57	54	9,96	5,4217	44,8899	64,13	100 Seeger, Eugen
58	54	10,04	5,3785	44,5322	63,62	81 Metzner, Michael
59	49	9,13	5,3669	44,4364	63,48	8 Blazicek, Johannes
60	62	11,59	5,3494	44,2917	63,27	119 Stolba, Daniel
61	64	12,03	5,3200	44,0482	62,93	184 Okun, Michael
62	62	11,67	5,3128	43,9881	62,84	205 Eichstaedt, Gottfried
63	64	12,08	5,2980	43,8659	62,67	84 Mueller, Joerg
64	70	13,23	5,2910	43,8079	62,58	142 Wohlmut, Markus
65	64	12,10	5,2893	43,7934	62,56	135 Wefing, Tino
66	64	12,12	5,2805	43,7211	62,46	19 Cortens, Emiel
67	58	11,04	5,2536	43,4984	62,14	129 Uecker, Ulrich
68	66	12,59	5,2423	43,4042	62,01	99 Ryszka, Marek
69	60	11,48	5,2265	43,2736	61,82	207 Heidgen, Wilfried
70	60	11,54	5,1993	43,0486	61,50	61 Krause, Frank
71	64	12,32	5,1948	43,0114	61,44	36 Fiederling, Volker
72	58	11,24	5,1601	42,7244	61,03	128 Tutschke, Petra
73	60	11,64	5,1546	42,6788	60,97	257 Perey, Stefan
74	62	12,10	5,1240	42,4249	60,61	24 Dartois, Jean
75	64	12,56	5,0955	42,1895	60,27	185 Pluto, Gerhard
76	56	11,03	5,0771	42,0365	60,05	78 Ludden, Volker
77	68	13,46	5,0520	41,8290	59,76	168 Wiedemann, Peter
78	47	9,31	5,0483	41,7986	59,71	121 Stobbe, Markus
79	51	10,13	5,0346	41,6845	59,55	138 Wiegand, Max (Sen)
80	64	12,84	4,9844	41,2695	58,96	230 Wallroth, Marion
81	60	12,11	4,9546	41,0224	58,60	40 Freitag, Andreas
82	64	13,15	4,8669	40,2966	57,57	47 Haug, Axel
83	49	10,16	4,8228	39,9316	57,05	11 Boss, Dirk
84	66	13,69	4,8210	39,9167	57,02	117 Stibig, Gerald
85	62	12,89	4,8099	39,8247	56,89	43 Gtz, Helmut
86	56	11,75	4,7660	39,4606	56,37	157 Kunz, Reinhard
87	54	11,45	4,7162	39,0483	55,78	245 Graeff, Harald
88	68	14,47	4,6994	38,9094	55,58	63 Kruegel, Pascal
89	56	12,00	4,6667	38,6385	55,20	93 Redder, Sascha
90	60	12,88	4,6584	38,5700	55,10	20 Couck, Juergen
91	64	13,75	4,6545	38,5382	55,05	125 Thiesen, Winfried
92	68	14,63	4,6480	38,4839	54,98	227 Pache, Helmut

PRODUCTION -- Overall Stage Results**DM IPSC Modified/Production 2006**

Printed August 14, 2006 at 18:18

**Stage 3 -- 3**

	PTS	TIME	HIT FACTOR	STAGE POINTS	STAGE PERCENT	COMPETITOR # Name
93	66	14,22	4,6414	38,4289	54,90	179 Könnecke, Ralf
94	64	13,83	4,6276	38,3153	54,74	124 Thiel, Frank
95	58	12,55	4,6215	38,2647	54,66	28 Eggert, Timm
96	68	14,78	4,6008	38,0933	54,42	9 Bluhm, Robert
97	56	12,26	4,5677	37,8191	54,03	224 Möller, Thorsten
98	54	11,83	4,5647	37,7940	53,99	173 Drott, Markus
99	64	14,03	4,5617	37,7691	53,96	87 Norusi, Siamak
100	52	11,42	4,5534	37,7009	53,86	96 Remek, Claudia
101	58	12,76	4,5455	37,6349	53,76	67 Kuhn, Manfred
102	60	13,21	4,5420	37,6065	53,72	55 Klemens, Waldemar
103	58	12,92	4,4892	37,1689	53,10	172 Dietrich, Armin
104	54	12,18	4,4335	36,7080	52,44	7 Biedermann, Wolfgang
105	56	12,69	4,4129	36,5376	52,20	35 Fickinger, Tilo
106	64	14,52	4,4077	36,4945	52,13	75 Lingnau, Sven
107	60	13,67	4,3892	36,3410	51,92	264 Schulte, Nico
108	70	15,98	4,3805	36,2690	51,81	159 Oezkan, Nevzat
109	60	13,72	4,3732	36,2085	51,73	164 Streit von, Dietrich
110	56	12,87	4,3512	36,0266	51,47	18 Craiu, Adrian
111	39	8,97	4,3478	35,9986	51,43	188 Schürmann, Heinz
112	62	14,52	4,2700	35,3540	50,51	148 Glende, Helmut
113	62	14,88	4,1667	34,4987	49,28	116 Stern, Arno
114	60	14,40	4,1667	34,4987	49,28	66 Kuhn, Loni
115	58	13,98	4,1488	34,3506	49,07	62 Krueger, Donald
116	60	14,49	4,1408	34,2844	48,98	13 Brinckmann, Torsten
117	58	14,02	4,1369	34,2526	48,93	2 Anschuetz, Friedbert
118	49	11,86	4,1315	34,2078	48,87	213 Weinsheimer, Wolfgang
119	58	14,09	4,1164	34,0825	48,69	141 Wittman, Horst
120	56	13,63	4,1086	34,0178	48,60	236 Klingberg, Anja
121	68	16,58	4,1013	33,9577	48,51	216 Forster, Stefan
122	56	13,84	4,0462	33,5016	47,86	25 Dell, Andreas
123	47	11,97	3,9265	32,5101	46,44	252 Endom, Dirk
124	62	15,82	3,9191	32,4488	46,36	106 Schlipf, Thorsten
125	62	16,02	3,8702	32,0437	45,78	76 Lisi, Agrippino
126	60	15,72	3,8168	31,6019	45,15	175 Götz, Torsten
127	70	18,38	3,8085	31,5331	45,05	153 Kaiser, Harry
128	54	14,33	3,7683	31,2005	44,57	114 Steinhorst, Peter
129	60	15,98	3,7547	31,0877	44,41	166 Unger, Robert
130	60	16,06	3,7360	30,9328	44,19	239 Westerdorf, Petra
131	43	11,51	3,7359	30,9319	44,19	16 Burkhart, Helmut
132	41	11,14	3,6804	30,4728	43,53	103 Scheper, Hubert
133	64	17,57	3,6426	30,1594	43,08	97 Rogmann, Jürgen
134	54	14,98	3,6048	29,8467	42,64	242 Staade, Michael
135	66	18,56	3,5560	29,4429	42,06	102 Scheibach, Sascha
136	54	15,47	3,4906	28,9013	41,29	145 Egerer, Michael
137	60	17,29	3,4702	28,7323	41,05	64 Ksycki, André
138	54	15,61	3,4593	28,6421	40,92	29 Eid, Michael

PRODUCTION -- Overall Stage Results**DM IPSC Modified/Production 2006**

Printed August 14, 2006 at 18:18

**Stage 3 -- 3**

	PTS	TIME	HIT FACTOR	STAGE POINTS	STAGE PERCENT	COMPETITOR # Name
139	60	17,98	3,3370	27,6297	39,47	65 Kuebel, Manfred
140	60	18,56	3,2328	26,7662	38,24	165 Trautvetter, Stefan
141	64	19,80	3,2323	26,7626	38,23	214 Benthien, Horst
142	58	18,11	3,2027	26,5169	37,88	256 Zanger (SA), Arno
143	47	14,78	3,1800	26,3292	37,61	134 Wedemeier, Gerd
144	50	15,82	3,1606	26,1684	37,38	17 Burkhart, Rita
145	70	22,17	3,1574	26,1425	37,35	267 Gössl, Mario
146	48	15,25	3,1475	26,0607	37,23	122 Strub, Lothar
147	56	17,94	3,1215	25,8452	36,92	243 Platten, Andreas
148	41	13,62	3,0103	24,9242	35,61	266 Steffl, Florian
149	62	21,40	2,8972	23,9879	34,27	195 Redies, Oliver
150	47	16,26	2,8905	23,9327	34,19	246 Burkowski, Ralf
151	56	19,50	2,8718	23,7776	33,97	34 Feddern, Lisa
152	62	22,42	2,7654	22,8965	32,71	130 Wallbaum, Stefan
153	37	13,41	2,7591	22,8448	32,64	169 Wiegand, Frank
154	60	22,29	2,6918	22,2872	31,84	234 LisiMager, Uta
155	54	20,11	2,6852	22,2329	31,76	201 Schroeder, Stephan
156	56	21,08	2,6565	21,9954	31,42	160 Reichart, Jochen
157	68	26,03	2,6124	21,6296	30,90	86 Nimsch, Marco
158	66	26,31	2,5086	20,7700	29,67	191 Tauschwitz, Christian
159	64	26,50	2,4151	19,9962	28,57	33 Fajerski, Andreas
160	41	17,12	2,3949	19,8287	28,33	140 Wissgott, Thomas
161	43	18,69	2,3007	19,0490	27,21	90 Raab, Klaus
162	58	26,56	2,1837	18,0806	25,83	198 Cress, Joerg
163	44	20,61	2,1349	17,6762	25,25	98 Rosinski, Thomas
164	39	18,70	2,0856	17,2678	24,67	149 Haeussler, Wolfgang
165	39	19,44	2,0062	16,6105	23,73	91 Raab, Martina
166	46	25,26	1,8211	15,0778	21,54	178 Könnecke, Annett
167	20	13,59	1,4717	12,1850	17,41	59 Koch, Jürgen
168	28	19,05	1,4698	12,1696	17,39	244 Weber, Ralf
169	23	16,06	1,4321	11,8576	16,94	6 Beynio, Fred
170	39	49,06	0,7949	6,5819	9,40	192 Walter Dr., Hans-Hermann
171	8	16,23	0,4929	4,0812	5,83	133 Wechsung, Jens

MODIFIED -- Overall Stage Results**DM IPSC Modified/Production 2006**

Printed August 14, 2006 at 18:18

**Stage 3 -- 3**

	PTS	TIME	HIT FACTOR	STAGE POINTS	STAGE PERCENT	COMPETITOR # Name
1	66	7,32	9,0164	70,0000	100,00	88 Nothnagel, Nils
2	64	7,15	8,9510	69,4927	99,28	23 Damm, Oliver
3	66	7,60	8,6842	67,4211	96,32	260 Midgley, Gregory
4	68	7,90	8,6076	66,8262	95,47	38 Flaß, Jürgen
5	63	7,92	7,9545	61,7562	88,22	112 Schwichtenberg, Andreas
6	64	8,10	7,9012	61,3423	87,63	228 Winkler, Oliver
7	66	8,65	7,6301	59,2370	84,62	126 Thomas, Stefan
8	68	9,32	7,2961	56,6446	80,92	72 Leenen, Hans
9	62	8,87	6,9899	54,2667	77,52	225 Nothnagel, Wolfgang
10	64	9,18	6,9717	54,1256	77,32	143 Blank, Andreas
11	65	9,39	6,9223	53,7419	76,77	42 Gnoth, Guido
12	69	10,09	6,8385	53,0913	75,84	206 Fabricius, Georg
13	66	10,61	6,2205	48,2941	68,99	254 Klopfer, Olav
14	62	10,07	6,1569	47,7999	68,29	180 Kosiol, Timo
15	64	10,42	6,1420	47,6845	68,12	115 Stenmans, Johannes
16	63	10,30	6,1165	47,4863	67,84	147 Gickel, Norbert
17	70	11,49	6,0923	47,2980	67,57	21 Dahmen, Heinz-Jürgen
18	62	10,38	5,9730	46,3724	66,25	262 Itani, Marwan
19	66	11,20	5,8929	45,7500	65,36	241 Defegnee, Alphonse
20	69	11,87	5,8130	45,1298	64,47	108 Schöberl, Andreas
21	49	9,00	5,4444	42,2687	60,38	4 Astroth, Marcus
22	64	11,83	5,4100	42,0011	60,00	10 Bösch, Chris
23	58	11,11	5,2205	40,5302	57,90	48 Huber, Udo
24	64	12,28	5,2117	40,4619	57,80	247 Stuber, Ruediger
25	44	8,60	5,1163	39,7209	56,74	189 Sturm, Thomas
26	65	12,88	5,0466	39,1798	55,97	222 van der Linde, Geert
27	61	12,31	4,9553	38,4713	54,96	203 Jürgens, Hans-Joachim
28	62	13,30	4,6617	36,1914	51,70	30 Englisch, Claus
29	66	14,28	4,6218	35,8824	51,26	79 Maier, Wolfgang
30	65	14,12	4,6034	35,7391	51,06	89 Piesnack, Reinhardt
31	49	11,34	4,3210	33,5466	47,92	82 MeyerModi, Werner
32	68	15,78	4,3093	33,4555	47,79	219 MariackKraft, Christel
33	68	15,90	4,2767	33,2030	47,43	71 Layher, Edgar
34	64	14,98	4,2724	33,1691	47,38	57 Knapstein, Paul
35	61	14,34	4,2538	33,0252	47,18	250 Litterst, Detlef
36	50	11,92	4,1946	32,5656	46,52	223 van der Linde, Richard
37	69	16,98	4,0636	31,5483	45,07	204 Luerssen, Klaus
38	69	17,23	4,0046	31,0906	44,42	259 Angelo, Michael
39	58	14,59	3,9753	30,8630	44,09	221 van der Linde, Ben
40	34	9,03	3,7652	29,2319	41,76	105 Schlette, Karsten
41	66	18,01	3,6646	28,4509	40,64	3 Arnolds, Frank
42	42	11,51	3,6490	28,3295	40,47	197 Cress8301, Sven
43	52	18,13	2,8682	22,2675	31,81	109 Schöberl, Marion
44	52	18,40	2,8261	21,9407	31,34	237 Kratka, Josef Dr.
45	62	24,80	2,5000	19,4091	27,73	202 Weber, Torben
46	66	27,28	2,4194	18,7830	26,83	183 Ohters, Hans

MODIFIED -- Overall Stage Results

DM IPSC Modified/Production 2006

Printed August 14, 2006 at 18:18



Stage 3 -- 3

	PTS	TIME	HIT FACTOR	STAGE POINTS	STAGE PERCENT	COMPETITOR # Name
47	35	15,92	2,1985	17,0683	24,38	49 Joaquin, Chris
48	66	33,09	1,9946	15,4850	22,12	80 Malz, Kerstin

PRODUCTION -- Overall Stage Results**DM IPSC Modified/Production 2006**

Printed August 14, 2006 at 18:18

**Stage 4 -- 4**

	PTS	TIME	HIT FACTOR	STAGE POINTS	STAGE PERCENT	COMPETITOR # Name
1	41	5,03	8,1511	45,0000	100,00	233 Ivanov, Sergey
2	43	5,45	7,8899	43,5581	96,80	138 Wiegand, Max (Sen)
3	45	5,79	7,7720	42,9072	95,35	146 Eßen van, Olaf
4	43	5,79	7,4266	41,0003	91,11	167 Weuster, Frank
5	35	4,72	7,4153	40,9376	90,97	69 Kummer, Steven
6	43	5,90	7,2881	40,2358	89,41	107 Schmidt, Tino
7	39	5,50	7,0909	39,1470	86,99	28 Eggert, Timm
8	45	6,41	7,0203	38,7571	86,13	61 Krause, Frank
9	45	6,42	7,0093	38,6967	85,99	120 Stolzer, Andy
10	37	5,43	6,8140	37,6182	83,60	265 Löffler, Volker
11	39	5,73	6,8063	37,5757	83,50	141 Wittman, Horst
12	39	5,74	6,7944	37,5102	83,36	45 Haarmann, Claude
13	41	6,17	6,6451	36,6856	81,52	127 Trautvetter, Ingo
14	41	6,18	6,6343	36,6262	81,39	110 Schreiner, Michael
15	39	5,89	6,6214	36,5549	81,23	46 Haben, Jörg
16	37	5,64	6,5603	36,2176	80,48	158 Loch, Marijan
17	37	5,68	6,5141	35,9625	79,92	188 Schürmann, Heinz
18	37	5,70	6,4912	35,8363	79,64	253 Ergler, Manfred
19	37	5,73	6,4572	35,6487	79,22	205 Eichstaedt, Gottfried
20	45	6,97	6,4562	35,6432	79,21	85 Netz, Konrad
21	41	6,36	6,4465	35,5896	79,09	170 Brodda, Fred
22	39	6,10	6,3934	35,2965	78,44	1 Albert, Gerard
23	39	6,13	6,3622	35,1237	78,05	240 Plateus, Raymond
24	43	6,78	6,3422	35,0135	77,81	26 Donot, Marc
25	41	6,49	6,3174	34,8767	77,50	56 Klossek, Guido
26	41	6,50	6,3077	34,8231	77,38	182 Lux, Oliver J.
27	41	6,51	6,2980	34,7696	77,27	37 Fischinger, Martin
28	39	6,23	6,2600	34,5600	76,80	165 Trautvetter, Stefan
29	41	6,56	6,2500	34,5046	76,68	251 Jesch, Rado
30	37	5,93	6,2395	34,4464	76,55	11 Boss, Dirk
31	43	6,90	6,2319	34,4046	76,45	50 Kahl, Michael
32	37	5,96	6,2081	34,2730	76,16	8 Blazicek, Johannes
33	41	6,61	6,2027	34,2436	76,10	64 Ksycki, André
34	41	6,63	6,1840	34,1403	75,87	121 Stobbe, Markus
35	39	6,32	6,1709	34,0678	75,71	139 Wiegand, Maximilian
36	39	6,34	6,1514	33,9603	75,47	255 Bäter, Richard
37	41	6,70	6,1194	33,7836	75,07	92 Rauer, Dietmar
38	37	6,07	6,0956	33,6519	74,78	20 Couck, Juergen
39	41	6,76	6,0651	33,4837	74,41	53 Kelterbaum, Reinhard
40	43	7,10	6,0563	33,4354	74,30	44 Gülle, Christian
41	37	6,11	6,0556	33,4316	74,29	93 Redder, Sascha
42	37	6,15	6,0163	33,2142	73,81	19 Cortens, Emiel
43	39	6,49	6,0092	33,1754	73,72	31 Etges, Michael
44	39	6,51	5,9908	33,0735	73,50	154 Köhler, Andreas Peter
45	43	7,18	5,9889	33,0629	73,47	99 Ryszka, Marek
46	35	5,85	5,9829	33,0300	73,40	245 Graeff, Harald

PRODUCTION -- Overall Stage Results**DM IPSC Modified/Production 2006**

Printed August 14, 2006 at 18:18

**Stage 4 -- 4**

	PTS	TIME	HIT FACTOR	STAGE POINTS	STAGE PERCENT	COMPETITOR # Name
47	45	7,60	5,9211	32,6885	72,64	164 Streit von, Dietrich
48	45	7,65	5,8824	32,4749	72,17	47 Haug, Axel
49	41	6,99	5,8655	32,3820	71,96	238 Gruenaug, Gerhard
50	41	7,08	5,7910	31,9703	71,05	58 Köllner, Rainer
51	41	7,09	5,7828	31,9252	70,94	87 Norusi, Siamak
52	45	7,80	5,7692	31,8504	70,78	142 Wohlmuth, Markus
53	37	6,44	5,7453	31,7185	70,49	81 Metzner, Michael
54	35	6,11	5,7283	31,6245	70,28	263 Schulte, Andreas
55	41	7,17	5,7183	31,5690	70,15	152 Hellwig-Bürgel, Thomas
56	33	5,81	5,6799	31,3570	69,68	68 Kummer, Patrick
57	37	6,53	5,6662	31,2813	69,51	212 Cokaiko, Michel
58	41	7,25	5,6552	31,2207	69,38	137 Wessely, René
59	43	7,81	5,5058	30,3958	67,55	25 Dell, Andreas
60	41	7,49	5,4740	30,2203	67,16	63 Kruegel, Pascal
61	41	7,49	5,4740	30,2203	67,16	207 Heidgen, Wilfried
62	39	7,26	5,3719	29,6568	65,90	73 Lemke, Klaus
63	41	7,64	5,3665	29,6270	65,84	148 Glende, Helmut
64	43	8,06	5,3350	29,4530	65,45	227 Pache, Helmut
65	35	6,58	5,3191	29,3656	65,26	128 Tutschke, Petra
66	33	6,22	5,3055	29,2901	65,09	136 Wendemuth, Rolf
67	43	8,14	5,2826	29,1636	64,81	36 Fiederling, Volker
68	43	8,17	5,2632	29,0565	64,57	246 Burkowski, Ralf
69	33	6,28	5,2548	29,0102	64,47	157 Kunz, Reinhard
70	45	8,61	5,2265	28,8540	64,12	102 Scheibach, Sascha
71	39	7,48	5,2139	28,7846	63,97	187 Spoerner, Oliver
72	43	8,29	5,1870	28,6359	63,64	103 Scheper, Hubert
73	35	6,80	5,1471	28,4155	63,15	131 Walter, Michael
74	39	7,69	5,0715	27,9985	62,22	257 Perey, Stefan
75	41	8,09	5,0680	27,9790	62,18	168 Wiedemann, Peter
76	35	6,93	5,0505	27,8825	61,96	155 Köhler, Ralph
77	45	8,92	5,0448	27,8512	61,89	216 Forster, Stefan
78	39	7,77	5,0193	27,7102	61,58	24 Dartois, Jean
79	45	8,98	5,0111	27,6651	61,48	213 Weinsheimer, Wolfgang
80	29	5,80	5,0000	27,6037	61,34	151 Heiss, Andreas
81	45	9,03	4,9834	27,5120	61,14	160 Reichart, Jochen
82	31	6,23	4,9759	27,4707	61,05	84 Mueller, Joerg
83	45	9,05	4,9724	27,4512	61,00	106 Schlipf, Thorsten
84	37	7,50	4,9333	27,2356	60,52	78 Ludden, Volker
85	21	4,26	4,9296	27,2149	60,48	229 Bettermann, Heribert
86	39	8,06	4,8387	26,7132	59,36	220 Kurschies, Andreas
87	41	8,49	4,8292	26,6608	59,25	96 Remek, Claudia
88	41	8,51	4,8179	26,5981	59,11	13 Brinckmann, Torsten
89	45	9,36	4,8077	26,5420	58,98	97 Rogmann, Jürgen
90	41	8,55	4,7953	26,4737	58,83	29 Eid, Michael
91	45	9,44	4,7669	26,3170	58,48	6 Beynio, Fred
92	41	8,62	4,7564	26,2587	58,35	124 Thiel, Frank

PRODUCTION -- Overall Stage Results

DM IPSC Modified/Production 2006

Printed August 14, 2006 at 18:18




Stage 4 -- 4

	PTS	TIME	HIT FACTOR	STAGE POINTS	STAGE PERCENT	COMPETITOR # Name
93	33	6,94	4,7550	26,2513	58,34	59 Koch, Jürgen
94	33	6,95	4,7482	26,2135	58,25	144 Bowakow, Ludwig
95	41	8,70	4,7126	26,0172	57,82	65 Kuebel, Manfred
96	28	6,08	4,6053	25,4244	56,50	74 Lentz, Arne
97	41	9,00	4,5556	25,1500	55,89	236 Klingberg, Anja
98	41	9,08	4,5154	24,9284	55,40	252 Endom, Dirk
99	41	9,16	4,4760	24,7107	54,91	118 Stief, Mathias
100	37	8,28	4,4686	24,6699	54,82	125 Thiesen, Winfried
101	41	9,37	4,3757	24,1569	53,68	256 Zanger (SA), Arno
102	33	7,56	4,3651	24,0984	53,55	230 Wallroth, Marion
103	31	7,12	4,3539	24,0369	53,42	264 Schulte, Nico
104	43	9,96	4,3173	23,8345	52,97	76 Lisi, Agrippino
105	41	9,51	4,3113	23,8013	52,89	185 Pluto, Gerhard
106	33	7,67	4,3025	23,7528	52,78	7 Biedermann, Wolfgang
107	37	8,62	4,2923	23,6969	52,66	39 Fransis, Gregory
108	37	8,64	4,2824	23,6420	52,54	169 Wiegand, Frank
109	45	10,53	4,2735	23,5929	52,43	2 Anschuetz, Friedbert
110	41	9,61	4,2664	23,5536	52,34	67 Kuhn, Manfred
111	39	9,18	4,2484	23,4541	52,12	172 Dietrich, Armin
112	37	8,79	4,2093	23,2386	51,64	210 Tigges, Jens
113	22	5,26	4,1825	23,0905	51,31	111 Schütz, Michael
114	31	7,42	4,1779	23,0651	51,26	40 Freitag, Andreas
115	43	10,30	4,1748	23,0477	51,22	179 Könnecke, Ralf
116	39	9,35	4,1711	23,0277	51,17	55 Klemens, Waldemar
117	41	9,84	4,1667	23,0030	51,12	114 Steinhorst, Peter
118	39	9,39	4,1534	22,9296	50,95	166 Unger, Robert
119	39	9,43	4,1357	22,8323	50,74	134 Wedemeier, Gerd
120	37	9,03	4,0975	22,6209	50,27	224 Möller, Thorsten
121	35	8,61	4,0650	22,4420	49,87	17 Burkhart, Rita
122	41	10,23	4,0078	22,1261	49,17	243 Platten, Andreas
123	33	8,26	3,9952	22,0562	49,01	43 Götz, Helmut
124	29	7,38	3,9295	21,6939	48,21	266 Steffl, Florian
125	37	9,48	3,9030	21,5472	47,88	75 Lingnau, Sven
126	24	6,16	3,8961	21,5093	47,80	123 Tann von der, Joachim
127	43	11,14	3,8600	21,3098	47,36	9 Bluhm, Robert
128	39	10,14	3,8462	21,2336	47,19	159 Oezkan, Nevzat
129	24	6,30	3,8095	21,0314	46,74	162 Schmickler, Friedrich
130	33	8,77	3,7628	20,7736	46,16	35 Fickinger, Tilo
131	33	8,93	3,6954	20,4014	45,34	140 Wissgott, Thomas
132	43	11,70	3,6752	20,2899	45,09	34 Feddern, Lisa
133	37	10,17	3,6382	20,0853	44,63	145 Egerer, Michael
134	39	10,80	3,6111	19,9360	44,30	98 Rosinski, Thomas
135	43	11,92	3,6074	19,9154	44,26	153 Kaiser, Harry
136	22	6,10	3,6066	19,9108	44,25	177 Klose, Jens
137	35	9,74	3,5934	19,8384	44,09	198 Cress, Joerg
138	41	11,76	3,4864	19,2474	42,77	149 Haeussler, Wolfgang

PRODUCTION -- Overall Stage Results**DM IPSC Modified/Production 2006**

Printed August 14, 2006 at 18:18

**Stage 4 -- 4**

	PTS	TIME	HIT FACTOR	STAGE POINTS	STAGE PERCENT	COMPETITOR # Name
139	37	10,90	3,3945	18,7401	41,64	116 Stern, Arno
140	33	9,96	3,3133	18,2916	40,65	178 Könnecke, Annett
141	22	6,66	3,3033	18,2367	40,53	129 Uecker, Ulrich
142	35	10,62	3,2957	18,1945	40,43	184 Okun, Michael
143	31	9,69	3,1992	17,6618	39,25	117 Stibig, Gerald
144	37	11,60	3,1897	17,6092	39,13	195 Redies, Oliver
145	30	9,41	3,1881	17,6006	39,11	239 Westerdorf, Petra
146	27	8,48	3,1840	17,5778	39,06	135 Wefing, Tino
147	39	12,32	3,1656	17,4763	38,84	133 Wechsung, Jens
148	22	7,01	3,1384	17,3261	38,50	100 Seeger, Eugen
149	45	14,73	3,0550	16,8658	37,48	90 Raab, Klaus
150	43	14,44	2,9778	16,4399	36,53	33 Fajerski, Andreas
151	22	7,48	2,9412	16,2374	36,08	173 Drott, Markus
152	22	7,72	2,8497	15,7327	34,96	122 Strub, Lothar
153	29	10,23	2,8348	15,6502	34,78	62 Krueger, Donald
154	29	10,30	2,8155	15,5438	34,54	267 Gössl, Mario
155	27	9,61	2,8096	15,5109	34,47	242 Staade, Michael
156	25	9,05	2,7624	15,2506	33,89	27 Eggert, Kurt
157	20	7,65	2,6144	14,4333	32,07	175 Götz, Torsten
158	33	12,69	2,6005	14,3565	31,90	201 Schroeder, Stephan
159	39	15,14	2,5760	14,2212	31,60	130 Wallbaum, Stefan
160	22	8,70	2,5287	13,9605	31,02	18 Craiu, Adrian
161	31	13,09	2,3682	13,0743	29,05	91 Raab, Martina
162	39	17,07	2,2847	12,6133	28,03	191 Tauschwitz, Christian
163	37	16,28	2,2727	12,5471	27,88	214 Benthien, Horst
164	45	22,10	2,0362	11,2413	24,98	86 Nimsch, Marco
165	11	5,46	2,0147	11,1224	24,72	16 Burkhart, Helmut
166	26	12,95	2,0077	11,0841	24,63	234 LisiMager, Uta
167	31	16,42	1,8879	10,4228	23,16	66 Kuhn, Loni
168	20	14,02	1,4265	7,8755	17,50	244 Weber, Ralf
169	16	11,24	1,4235	7,8587	17,46	119 Stolba, Daniel
170	7	18,00	0,3889	2,1470	4,77	192 Walter Dr., Hans-Hermann
171	1	5,84	0,1712	0,9453	2,10	190 Tagliamonte, Raffaele

MODIFIED -- Overall Stage Results**DM IPSC Modified/Production 2006**

Printed August 14, 2006 at 18:18

**Stage 4 -- 4**

	PTS	TIME	HIT FACTOR	STAGE POINTS	STAGE PERCENT	COMPETITOR # Name
1	41	4,05	10,1235	45,0000	100,00	180 Kosiol, Timo
2	40	4,13	9,6852	43,0520	95,67	88 Nothnagel, Nils
3	43	4,49	9,5768	42,5702	94,60	38 Flaß, Jürgen
4	37	4,06	9,1133	40,5097	90,02	3 Arnolds, Frank
5	42	4,63	9,0713	40,3229	89,61	189 Sturm, Thomas
6	42	4,78	8,7866	39,0576	86,79	72 Leenen, Hans
7	43	4,94	8,7045	38,6924	85,98	260 Midgley, Gregory
8	44	5,24	8,3969	37,3255	82,95	23 Damm, Oliver
9	44	5,63	7,8153	34,7399	77,20	4 Astroth, Marcus
10	42	5,39	7,7922	34,6373	76,97	126 Thomas, Stefan
11	39	5,07	7,6923	34,1932	75,98	206 Fabricius, Georg
12	36	4,68	7,6923	34,1932	75,98	143 Blank, Andreas
13	44	6,26	7,0288	31,2437	69,43	42 Gnoth, Guido
14	41	5,87	6,9847	31,0477	68,99	262 Itani, Marwan
15	41	6,00	6,8333	30,3750	67,50	10 Bösch, Chris
16	41	6,31	6,4976	28,8827	64,18	115 Stenmans, Johannes
17	45	7,16	6,2849	27,9372	62,08	80 Malz, Kerstin
18	41	6,59	6,2215	27,6555	61,46	241 Defegnee, Alphonse
19	39	6,41	6,0842	27,0452	60,10	222 van der Linde, Geert
20	43	7,10	6,0563	26,9212	59,82	57 Knapstein, Paul
21	41	6,86	5,9767	26,5671	59,04	147 Gickel, Norbert
22	38	6,40	5,9375	26,3929	58,65	203 Jürgens, Hans-Joachim
23	41	6,96	5,8908	26,1853	58,19	202 Weber, Torben
24	41	7,15	5,7343	25,4895	56,64	48 Huber, Udo
25	26	4,60	5,6522	25,1246	55,83	228 Winkler, Oliver
26	40	7,09	5,6417	25,0783	55,73	197 Cress8301, Sven
27	40	7,14	5,6022	24,9026	55,34	108 Schöberl, Andreas
28	39	7,11	5,4852	24,3825	54,18	223 van der Linde, Richard
29	28	5,34	5,2434	23,3078	51,80	225 Nothnagel, Wolfgang
30	43	8,27	5,1995	23,1125	51,36	79 Maier, Wolfgang
31	43	8,27	5,1995	23,1125	51,36	204 Luerksen, Klaus
32	38	7,33	5,1842	23,0443	51,21	112 Schwichtenberg, Andreas
33	39	7,55	5,1656	22,9616	51,03	30 Englisch, Claus
34	42	8,14	5,1597	22,9355	50,97	89 Piesnack, Reinhardt
35	37	7,52	4,9202	21,8709	48,60	49 Joaquin, Chris
36	36	7,56	4,7619	21,1672	47,04	82 MeyerModi, Werner
37	41	8,87	4,6223	20,5468	45,66	105 Schlette, Karsten
38	44	9,80	4,4898	19,9577	44,35	259 Angelo, Michael
39	41	9,64	4,2531	18,9056	42,01	219 MariackKraft, Christel
40	38	8,97	4,2363	18,8311	41,85	250 Litterst, Detlef
41	33	8,23	4,0097	17,8237	39,61	237 Kratka, Josef Dr.
42	38	9,91	3,8345	17,0449	37,88	183 Ohters, Hans
43	27	7,63	3,5387	15,7298	34,96	71 Layher, Edgar
44	33	10,64	3,1015	13,7866	30,64	221 van der Linde, Ben
45	24	8,05	2,9814	13,2525	29,45	254 Klopfer, Olav
46	22	7,85	2,8025	12,4577	27,68	21 Dahmen, Heinz-Jörgen

MODIFIED -- Overall Stage Results

DM IPSC Modified/Production 2006

Printed August 14, 2006 at 18:18



Stage 4 -- 4

	PTS	TIME	HIT FACTOR	STAGE POINTS	STAGE PERCENT	COMPETITOR # Name
47	0	11,27	0,0000	0,0000	0,00	247 Stuber, Ruediger
48	0	6,03	0,0000	0,0000	0,00	109 Schöberl, Marion

PRODUCTION -- Overall Stage Results**DM IPSC Modified/Production 2006**

Printed August 14, 2006 at 18:18

**Stage 5 -- 5**

	PTS	TIME	HIT FACTOR	STAGE POINTS	STAGE PERCENT	COMPETITOR # Name
1	41	5,12	8,0078	45,0000	100,00	229 Bettermann, Heribert
2	39	5,67	6,8783	38,6527	85,89	1 Albert, Gerard
3	43	6,31	6,8146	38,2946	85,10	46 Haben, Jörg
4	43	6,53	6,5850	37,0044	82,23	265 Löffler, Volker
5	43	6,68	6,4371	36,1735	80,39	233 Ivanov, Sergey
6	39	6,18	6,3107	35,4629	78,81	31 Etges, Michael
7	39	6,21	6,2802	35,2916	78,43	69 Kummer, Steven
8	39	6,57	5,9361	33,3578	74,13	26 Donot, Marc
9	43	7,25	5,9310	33,3295	74,07	27 Eggert, Kurt
10	37	6,28	5,8917	33,1086	73,57	154 Köhler, Andreas Peter
11	41	7,06	5,8074	32,6346	72,52	177 Klose, Jens
12	39	6,73	5,7949	32,5648	72,37	99 Ryszka, Marek
13	39	6,76	5,7692	32,4203	72,05	111 Schütz, Michael
14	35	6,10	5,7377	32,2431	71,65	107 Schmidt, Tino
15	39	6,83	5,7101	32,0880	71,31	205 Eichstaedt, Gottfried
16	35	6,16	5,6818	31,9290	70,95	85 Netz, Konrad
17	43	7,63	5,6356	31,6696	70,38	36 Fiederling, Volker
18	39	7,00	5,5714	31,3087	69,57	92 Rauer, Dietmar
19	43	7,76	5,5412	31,1390	69,20	81 Metzner, Michael
20	45	8,13	5,5351	31,1043	69,12	47 Haug, Axel
21	41	7,41	5,5331	31,0931	69,10	190 Tagliamonte, Raffaele
22	41	7,42	5,5256	31,0512	69,00	125 Thiesen, Winfried
23	43	7,80	5,5128	30,9794	68,84	28 Eggert, Timm
24	41	7,54	5,4377	30,5570	67,90	74 Lentz, Arne
25	37	6,85	5,4015	30,3536	67,45	144 Bowakow, Ludwig
26	41	7,62	5,3806	30,2362	67,19	138 Wiegand, Max (Sen)
27	37	6,89	5,3701	30,1774	67,06	141 Wittman, Horst
28	41	7,66	5,3525	30,0783	66,84	152 Hellwig-Bürgel, Thomas
29	35	6,55	5,3435	30,0279	66,73	210 Tigges, Jens
30	39	7,39	5,2774	29,6564	65,90	103 Scheper, Hubert
31	43	8,22	5,2311	29,3965	65,33	157 Kunz, Reinhard
32	35	6,70	5,2239	29,3557	65,23	255 Bäter, Richard
33	39	7,49	5,2069	29,2605	65,02	131 Walter, Michael
34	45	8,65	5,2023	29,2345	64,97	164 Streit von, Dietrich
35	43	8,27	5,1995	29,2187	64,93	187 Spoerner, Oliver
36	39	7,57	5,1519	28,9513	64,34	110 Schreiner, Michael
37	37	7,25	5,1034	28,6789	63,73	167 Weuster, Frank
38	41	8,05	5,0932	28,6211	63,60	40 Freitag, Andreas
39	41	8,13	5,0431	28,3395	62,98	8 Blazicek, Johannes
40	37	7,34	5,0409	28,3272	62,95	119 Stolba, Daniel
41	43	8,59	5,0058	28,1303	62,51	216 Forster, Stefan
42	43	8,63	4,9826	27,9999	62,22	236 Klingberg, Anja
43	35	7,03	4,9787	27,9777	62,17	263 Schulte, Andreas
44	43	8,64	4,9769	27,9675	62,15	7 Biedermann, Wolfgang
45	35	7,04	4,9716	27,9379	62,08	188 Schürmann, Heinz
46	39	7,86	4,9618	27,8831	61,96	170 Brodda, Fred

PRODUCTION -- Overall Stage Results**DM IPSC Modified/Production 2006**


Printed August 14, 2006 at 18:18

**Stage 5 -- 5**

	PTS	TIME	HIT FACTOR	STAGE POINTS	STAGE PERCENT	COMPETITOR # Name
47	37	7,49	4,9399	27,7599	61,69	127 Trautvetter, Ingo
48	35	7,15	4,8951	27,5081	61,13	251 Jesch, Rado
49	41	8,39	4,8868	27,4613	61,03	102 Scheibach, Sascha
50	43	8,81	4,8808	27,4278	60,95	124 Thiel, Frank
51	39	8,07	4,8327	27,1575	60,35	67 Kuhn, Manfred
52	37	7,69	4,8114	27,0380	60,08	121 Stobbe, Markus
53	37	7,69	4,8114	27,0380	60,08	240 Plateus, Raymond
54	33	6,92	4,7688	26,7983	59,55	100 Seeger, Eugen
55	39	8,19	4,7619	26,7596	59,47	245 Graeff, Harald
56	37	7,85	4,7134	26,4869	58,86	44 Glle, Christian
57	41	8,70	4,7126	26,4828	58,85	75 Lingnau, Sven
58	37	7,93	4,6658	26,2197	58,27	212 Cokaiko, Michel
59	35	7,51	4,6605	26,1895	58,20	13 Brinckmann, Torsten
60	35	7,56	4,6296	26,0163	57,81	37 Fischinger, Martin
61	43	9,33	4,6088	25,8991	57,55	227 Pache, Helmut
62	43	9,40	4,5745	25,7063	57,13	53 Kelterbaum, Reinhard
63	26	5,72	4,5455	25,5432	56,76	158 Loch, Marijan
64	41	9,10	4,5055	25,3187	56,26	155 Khler, Ralph
65	39	8,69	4,4879	25,2199	56,04	20 Couck, Juergen
66	41	9,24	4,4372	24,9351	55,41	64 Ksycki, Andr
67	41	9,27	4,4229	24,8544	55,23	93 Redder, Sascha
68	31	7,06	4,3909	24,6749	54,83	11 Boss, Dirk
69	41	9,34	4,3897	24,6681	54,82	213 Weinsheimer, Wolfgang
70	41	9,35	4,3850	24,6417	54,76	139 Wiegand, Maximilian
71	37	8,54	4,3326	24,3468	54,10	135 Wefing, Tino
72	39	9,01	4,3285	24,3242	54,05	63 Kruegel, Pascal
73	41	9,59	4,2753	24,0250	53,39	61 Krause, Frank
74	39	9,17	4,2530	23,8998	53,11	97 Rogmann, Jrgen
75	39	9,19	4,2437	23,8478	53,00	118 Stief, Mathias
76	39	9,26	4,2117	23,6675	52,59	123 Tann von der, Joachim
77	28	6,67	4,1979	23,5902	52,42	165 Trautvetter, Stefan
78	39	9,30	4,1935	23,5657	52,37	116 Stern, Arno
79	41	9,78	4,1922	23,5583	52,35	25 Dell, Andreas
80	41	9,79	4,1879	23,5342	52,30	162 Schmickler, Friedrich
81	43	10,27	4,1870	23,5286	52,29	239 Westerdorf, Petra
82	37	8,90	4,1573	23,3620	51,92	45 Haarmann, Claude
83	37	8,95	4,1341	23,2315	51,63	73 Lemke, Klaus
84	39	9,49	4,1096	23,0939	51,32	50 Kahl, Michael
85	35	8,52	4,1080	23,0849	51,30	264 Schulte, Nico
86	37	9,10	4,0659	22,8486	50,77	16 Burkhart, Helmut
87	37	9,33	3,9657	22,2853	49,52	106 Schlipf, Thorsten
88	41	10,40	3,9423	22,1538	49,23	58 Kllner, Rainer
89	43	10,91	3,9413	22,1484	49,22	148 Glende, Helmut
90	31	7,87	3,9390	22,1353	49,19	182 Lux, Oliver J.
91	37	9,60	3,8542	21,6585	48,13	168 Wiedemann, Peter
92	37	9,61	3,8502	21,6360	48,08	96 Remek, Claudia

PRODUCTION -- Overall Stage Results**DM IPSC Modified/Production 2006**

Printed August 14, 2006 at 18:18

**Stage 5 -- 5**

	PTS	TIME	HIT FACTOR	STAGE POINTS	STAGE PERCENT	COMPETITOR # Name
93	41	10,65	3,8498	21,6338	48,08	87 Norusi, Siamak
94	37	9,67	3,8263	21,5018	47,78	175 Götz, Torsten
95	41	10,75	3,8140	21,4326	47,63	39 Fransis, Gregory
96	43	11,38	3,7786	21,2337	47,19	179 Könnecke, Ralf
97	28	7,43	3,7685	21,1772	47,06	128 Tutschke, Petra
98	24	6,48	3,7037	20,8130	46,25	146 Eßen van, Olaf
99	43	11,62	3,7005	20,7951	46,21	184 Okun, Michael
100	33	8,94	3,6913	20,7432	46,10	151 Heiss, Andreas
101	30	8,21	3,6541	20,5341	45,63	142 Wohlmuth, Markus
102	35	9,58	3,6534	20,5306	45,62	238 Gruenaug, Gerhard
103	35	9,60	3,6458	20,4878	45,53	59 Koch, Jürgen
104	39	10,72	3,6381	20,4441	45,43	9 Bluhm, Robert
105	39	11,12	3,5072	19,7087	43,80	185 Pluto, Gerhard
106	39	11,24	3,4698	19,4983	43,33	136 Wendemuth, Rolf
107	41	11,90	3,4454	19,3613	43,03	78 Ludden, Volker
108	24	7,00	3,4286	19,2669	42,82	129 Uecker, Ulrich
109	35	10,22	3,4247	19,2449	42,77	114 Steinhorst, Peter
110	33	9,70	3,4021	19,1179	42,48	246 Burkowski, Ralf
111	26	7,66	3,3943	19,0741	42,39	120 Stolzer, Andy
112	31	9,20	3,3696	18,9353	42,08	257 Perey, Stefan
113	37	11,01	3,3606	18,8848	41,97	172 Dietrich, Armin
114	33	9,86	3,3469	18,8077	41,79	19 Cortens, Emiel
115	39	11,74	3,3220	18,6679	41,48	149 Haeussler, Wolfgang
116	37	11,21	3,3006	18,5479	41,22	55 Klemens, Waldemar
117	43	13,17	3,2650	18,3477	40,77	160 Reichart, Jochen
118	37	11,34	3,2628	18,3353	40,75	43 Götz, Helmut
119	24	7,48	3,2086	18,0305	40,07	253 Ergler, Manfred
120	41	12,86	3,1882	17,9160	39,81	198 Cress, Joerg
121	37	11,63	3,1814	17,8781	39,73	17 Burkhart, Rita
122	45	14,19	3,1712	17,8209	39,60	256 Zanger (SA), Arno
123	26	8,30	3,1325	17,6033	39,12	137 Wessely, René
124	24	7,78	3,0848	17,3353	38,52	84 Mueller, Joerg
125	39	12,77	3,0540	17,1622	38,14	117 Stibig, Gerald
126	41	13,44	3,0506	17,1429	38,10	207 Heidgen, Wilfried
127	26	8,61	3,0197	16,9695	37,71	140 Wissgott, Thomas
128	39	12,96	3,0093	16,9106	37,58	62 Krueger, Donald
129	26	8,67	2,9988	16,8521	37,45	220 Kurschies, Andreas
130	43	14,39	2,9882	16,7921	37,32	191 Tauschwitz, Christian
131	41	13,73	2,9862	16,7808	37,29	133 Wechsung, Jens
132	41	14,22	2,8833	16,2025	36,01	153 Kaiser, Harry
133	37	12,86	2,8771	16,1681	35,93	230 Wallroth, Marion
134	37	13,06	2,8331	15,9205	35,38	242 Staade, Michael
135	37	13,17	2,8094	15,7875	35,08	195 Redies, Oliver
136	30	10,86	2,7624	15,5235	34,50	266 Steffl, Florian
137	31	11,27	2,7507	15,4574	34,35	243 Platten, Andreas
138	31	11,37	2,7265	15,3214	34,05	76 Lisi, Agrippino

PRODUCTION -- Overall Stage Results

DM IPSC Modified/Production 2006

Printed August 14, 2006 at 18:18



Stage 5 -- 5

	PTS	TIME	HIT FACTOR	STAGE POINTS	STAGE PERCENT	COMPETITOR # Name
139	41	15,27	2,6850	15,0884	33,53	2 Anschuetz, Friedbert
140	22	8,20	2,6829	15,0767	33,50	224 Möller, Thorsten
141	28	10,54	2,6565	14,9285	33,17	35 Fickinger, Tilo
142	35	13,19	2,6535	14,9115	33,14	68 Kummer, Patrick
143	37	14,37	2,5748	14,4692	32,15	90 Raab, Klaus
144	45	17,56	2,5626	14,4008	32,00	33 Fajerski, Andreas
145	39	15,32	2,5457	14,3055	31,79	178 Könnecke, Annett
146	20	7,86	2,5445	14,2990	31,78	56 Klossek, Guido
147	33	13,24	2,4924	14,0063	31,13	267 Gössl, Mario
148	28	11,30	2,4779	13,9245	30,94	173 Drott, Markus
149	22	9,13	2,4096	13,5410	30,09	29 Eid, Michael
150	26	11,25	2,3111	12,9873	28,86	6 Beynio, Fred
151	20	8,95	2,2346	12,5576	27,91	166 Unger, Robert
152	39	17,48	2,2311	12,5378	27,86	86 Nimsch, Marco
153	24	10,76	2,2305	12,5342	27,85	65 Kuebel, Manfred
154	37	16,83	2,1985	12,3542	27,45	214 Benthien, Horst
155	37	16,84	2,1971	12,3469	27,44	201 Schroeder, Stephan
156	37	16,99	2,1778	12,2379	27,20	252 Endom, Dirk
157	24	11,14	2,1544	12,1067	26,90	122 Strub, Lothar
158	31	14,50	2,1379	12,0141	26,70	91 Raab, Martina
159	28	13,67	2,0483	11,5103	25,58	98 Rosinski, Thomas
160	31	15,68	1,9770	11,1100	24,69	234 LisiMager, Uta
161	35	17,73	1,9741	11,0932	24,65	34 Feddern, Lisa
162	20	10,14	1,9724	11,0839	24,63	18 Craiu, Adrian
163	18	9,30	1,9355	10,8765	24,17	24 Dartois, Jean
164	24	13,36	1,7964	10,0949	22,43	159 Oezkan, Nevzat
165	22	12,28	1,7915	10,0675	22,37	134 Wedemeier, Gerd
166	37	21,68	1,7066	9,5905	21,31	244 Weber, Ralf
167	37	22,16	1,6697	9,3828	20,85	192 Walter Dr., Hans-Hermann
168	15	10,80	1,3889	7,8049	17,34	145 Egerer, Michael
169	7	14,65	0,4778	2,6851	5,97	66 Kuhn, Loni
170	0	9,50	0,0000	0,0000	0,00	169 Wiegand, Frank
171	0	10,04	0,0000	0,0000	0,00	130 Wallbaum, Stefan

MODIFIED -- Overall Stage Results**DM IPSC Modified/Production 2006**

Printed August 14, 2006 at 18:18

**Stage 5 -- 5**

	PTS	TIME	HIT FACTOR	STAGE POINTS	STAGE PERCENT	COMPETITOR # Name
1	42	4,77	8,8050	45,0000	100,00	206 Fabricius, Georg
2	42	5,05	8,3168	42,5049	94,46	180 Kosiol, Timo
3	43	5,28	8,1439	41,6213	92,49	4 Astroth, Marcus
4	40	4,98	8,0321	41,0499	91,22	23 Damm, Oliver
5	42	5,31	7,9096	40,4237	89,83	105 Schlette, Karsten
6	41	5,54	7,4007	37,8230	84,05	260 Midgley, Gregory
7	41	5,77	7,1057	36,3153	80,70	88 Nothnagel, Nils
8	39	5,68	6,8662	35,0912	77,98	38 Flaß, Jürgen
9	43	6,52	6,5951	33,7056	74,90	262 Itani, Marwan
10	40	6,13	6,5253	33,3489	74,11	3 Arnolds, Frank
11	41	6,41	6,3963	32,6894	72,64	225 Nothnagel, Wolfgang
12	40	6,30	6,3492	32,4490	72,11	42 Gnoth, Guido
13	45	7,33	6,1392	31,3755	69,72	189 Sturm, Thomas
14	40	6,61	6,0514	30,9272	68,73	10 Bösch, Chris
15	41	6,79	6,0383	30,8600	68,58	72 Leenen, Hans
16	41	6,96	5,8908	30,1062	66,90	49 Joaquin, Chris
17	39	6,97	5,5954	28,5965	63,55	126 Thomas, Stefan
18	44	7,96	5,5276	28,2502	62,78	222 van der Linde, Geert
19	41	7,67	5,3455	27,3193	60,71	57 Knapstein, Paul
20	38	7,16	5,3073	27,1239	60,28	147 Gickel, Norbert
21	37	7,37	5,0204	25,6576	57,02	204 Luerssen, Klaus
22	39	7,96	4,8995	25,0399	55,64	82 MeyerModi, Werner
23	41	8,40	4,8810	24,9452	55,43	115 Stenmans, Johannes
24	42	8,66	4,8499	24,7864	55,08	228 Winkler, Oliver
25	38	7,99	4,7559	24,3063	54,01	241 Defegnee, Alphonse
26	36	7,69	4,6814	23,9253	53,17	112 Schwichtenberg, Andreas
27	37	7,96	4,6482	23,7558	52,79	237 Kratka, Josef Dr.
28	39	8,67	4,4983	22,9894	51,09	80 Malz, Kerstin
29	39	8,88	4,3919	22,4457	49,88	254 Klopfer, Olav
30	28	6,46	4,3344	22,1517	49,23	143 Blank, Andreas
31	42	9,74	4,3121	22,0380	48,97	109 Schöberl, Marion
32	41	9,77	4,1965	21,4472	47,66	197 Cress8301, Sven
33	39	9,78	3,9877	20,3801	45,29	79 Maier, Wolfgang
34	39	9,87	3,9514	20,1943	44,88	71 Layher, Edgar
35	41	10,55	3,8863	19,8615	44,14	21 Dahmen, Heinz-Jörgen
36	40	10,71	3,7348	19,0876	42,42	108 Schöberl, Andreas
37	39	10,51	3,7108	18,9646	42,14	30 Englisch, Claus
38	42	11,37	3,6939	18,8786	41,95	203 Jürgens, Hans-Joachim
39	39	11,47	3,4002	17,3773	38,62	183 Ohters, Hans
40	45	13,32	3,3784	17,2659	38,37	250 Litterst, Detlef
41	35	10,65	3,2864	16,7958	37,32	202 Weber, Torben
42	42	13,28	3,1627	16,1634	35,92	259 Angelo, Michael
43	41	13,39	3,0620	15,6489	34,78	219 MariackKraft, Christel
44	21	6,91	3,0391	15,5318	34,52	223 van der Linde, Richard
45	40	13,26	3,0166	15,4169	34,26	247 Stuber, Ruediger
46	38	13,37	2,8422	14,5256	32,28	89 Piesnack, Reinhardt

MODIFIED -- Overall Stage Results

DM IPSC Modified/Production 2006

Printed August 14, 2006 at 18:18



Stage 5 -- 5

	PTS	TIME	HIT FACTOR	STAGE POINTS	STAGE PERCENT	COMPETITOR # Name
47	22	7,77	2,8314	14,4705	32,16	48 Huber, Udo
48	35	15,45	2,2654	11,5777	25,73	221 van der Linde, Ben

PRODUCTION -- Overall Stage Results**DM IPSC Modified/Production 2006**

Printed August 14, 2006 at 18:18

**Stage 6 -- 6**

	PTS	TIME	HIT FACTOR	STAGE POINTS	STAGE PERCENT	COMPETITOR # Name
1	59	6,62	8,9124	65,0000	100,00	123 Tann von der, Joachim
2	65	7,52	8,6436	63,0398	96,98	31 Etges, Michael
3	65	7,54	8,6207	62,8726	96,73	107 Schmidt, Tino
4	59	6,86	8,6006	62,7259	96,50	74 Lentz, Arne
5	59	7,10	8,3099	60,6056	93,24	46 Haben, Jörg
6	57	6,92	8,2370	60,0742	92,42	131 Walter, Michael
7	61	7,46	8,1769	59,6362	91,75	154 Köhler, Andreas Peter
8	65	7,98	8,1454	59,4059	91,39	158 Loch, Marijan
9	59	7,37	8,0054	58,3853	89,82	1 Albert, Gerard
10	59	7,55	7,8146	56,9934	87,68	85 Netz, Konrad
11	57	7,37	7,7341	56,4062	86,78	111 Schütz, Michael
12	63	8,18	7,7017	56,1703	86,42	128 Tutschke, Petra
13	57	7,42	7,6819	56,0261	86,19	182 Lux, Oliver J.
14	63	8,24	7,6456	55,7613	85,79	127 Trautvetter, Ingo
15	65	8,66	7,5058	54,7413	84,22	19 Cortens, Emiel
16	63	8,62	7,3086	53,3031	82,00	251 Jesch, Rado
17	63	8,68	7,2581	52,9347	81,44	92 Rauer, Dietmar
18	63	8,74	7,2082	52,5713	80,88	141 Wittman, Horst
19	57	7,92	7,1970	52,4891	80,75	84 Mueller, Joerg
20	49	6,81	7,1953	52,4769	80,73	28 Eggert, Timm
21	59	8,20	7,1951	52,4756	80,73	37 Fischinger, Martin
22	59	8,22	7,1776	52,3479	80,54	36 Fiederling, Volker
23	57	7,95	7,1698	52,2910	80,45	139 Wiegand, Maximilian
24	61	8,53	7,1512	52,1555	80,24	187 Spoerner, Oliver
25	57	7,99	7,1339	52,0292	80,04	56 Klossek, Guido
26	55	7,73	7,1151	51,8923	79,83	8 Blazicek, Johannes
27	61	8,58	7,1096	51,8516	79,77	120 Stolzer, Andy
28	59	8,47	6,9658	50,8028	78,16	103 Scheper, Hubert
29	65	9,43	6,8929	50,2714	77,34	121 Stobbe, Markus
30	61	8,90	6,8539	49,9872	76,90	81 Metzner, Michael
31	47	6,88	6,8314	49,8229	76,65	190 Tagliamonte, Raffaele
32	57	8,36	6,8182	49,7265	76,50	188 Schürmann, Heinz
33	59	8,72	6,7661	49,3463	75,92	44 Gülle, Christian
34	65	9,61	6,7638	49,3298	75,89	137 Wessely, René
35	59	8,74	6,7506	49,2334	75,74	118 Stief, Mathias
36	57	8,50	6,7059	48,9075	75,24	168 Wiedemann, Peter
37	51	7,70	6,6234	48,3057	74,32	146 Eßen van, Olaf
38	63	9,53	6,6107	48,2133	74,17	64 Ksycki, André
39	61	9,32	6,5451	47,7346	73,44	212 Cokaiko, Michel
40	48	7,35	6,5306	47,6292	73,28	26 Donot, Marc
41	57	8,74	6,5217	47,5645	73,18	170 Brodda, Fred
42	57	8,77	6,4994	47,4018	72,93	253 Ergler, Manfred
43	59	9,10	6,4835	47,2857	72,75	177 Klose, Jens
44	51	7,89	6,4639	47,1425	72,53	152 Hellwig-Bürgel, Thomas
45	51	7,95	6,4151	46,7867	71,98	233 Ivanov, Sergey
46	59	9,32	6,3305	46,1695	71,03	58 Köllner, Rainer

PRODUCTION -- Overall Stage Results**DM IPSC Modified/Production 2006**

Printed August 14, 2006 at 18:18

**Stage 6 -- 6**

	PTS	TIME	HIT FACTOR	STAGE POINTS	STAGE PERCENT	COMPETITOR # Name
47	57	9,02	6,3193	46,0880	70,90	53 Kelterbaum, Reinhard
48	61	9,66	6,3147	46,0545	70,85	102 Scheibach, Sascha
49	59	9,40	6,2766	45,7766	70,43	63 Kruegel, Pascal
50	47	7,66	6,1358	44,7495	68,85	210 Tigges, Jens
51	48	7,86	6,1069	44,5387	68,52	40 Freitag, Andreas
52	61	9,99	6,1061	44,5332	68,51	25 Dell, Andreas
53	53	8,72	6,0780	44,3281	68,20	167 Weuster, Frank
54	65	10,75	6,0465	44,0985	67,84	240 Plateus, Raymond
55	55	9,13	6,0241	43,9351	67,59	138 Wiegand, Max (Sen)
56	63	10,46	6,0229	43,9267	67,58	236 Klingberg, Anja
57	61	10,16	6,0039	43,7880	67,37	255 Bäther, Richard
58	49	8,17	5,9976	43,7415	67,29	205 Eichstaedt, Gottfried
59	59	9,85	5,9898	43,6853	67,21	124 Thiel, Frank
60	57	9,58	5,9499	43,3939	66,76	184 Okun, Michael
61	63	10,66	5,9099	43,1025	66,31	119 Stolba, Daniel
62	59	10,01	5,8941	42,9870	66,13	67 Kuhn, Manfred
63	57	9,68	5,8884	42,9456	66,07	110 Schreiner, Michael
64	55	9,35	5,8824	42,9013	66,00	61 Krause, Frank
65	61	10,37	5,8824	42,9013	66,00	65 Kuebel, Manfred
66	53	9,04	5,8628	42,7589	65,78	78 Ludden, Volker
67	59	10,13	5,8243	42,4778	65,35	27 Eggert, Kurt
68	47	8,09	5,8096	42,3710	65,19	68 Kummer, Patrick
69	53	9,13	5,8050	42,3374	65,13	162 Schmickler, Friedrich
70	49	8,45	5,7988	42,2920	65,06	11 Boss, Dirk
71	61	10,56	5,7765	42,1294	64,81	238 Gruenaug, Gerhard
72	61	10,56	5,7765	42,1294	64,81	165 Trautvetter, Stefan
73	61	10,65	5,7277	41,7734	64,27	227 Pache, Helmut
74	59	10,34	5,7060	41,6151	64,02	73 Lemke, Klaus
75	46	8,12	5,6650	41,3163	63,56	16 Burkhart, Helmut
76	55	9,73	5,6526	41,2258	63,42	50 Kahl, Michael
77	59	10,48	5,6298	41,0592	63,17	24 Dartois, Jean
78	51	9,06	5,6291	41,0546	63,16	99 Ryszka, Marek
79	59	10,51	5,6137	40,9420	62,99	252 Endom, Dirk
80	57	10,17	5,6047	40,8765	62,89	29 Eid, Michael
81	44	7,86	5,5980	40,8272	62,81	69 Kummer, Steven
82	57	10,23	5,5718	40,6367	62,52	264 Schulte, Nico
83	61	10,96	5,5657	40,5918	62,45	135 Wefing, Tino
84	65	11,69	5,5603	40,5526	62,39	179 Könnecke, Ralf
85	61	10,99	5,5505	40,4810	62,28	59 Koch, Jürgen
86	53	9,55	5,5497	40,4755	62,27	172 Dietrich, Armin
87	61	11,02	5,5354	40,3708	62,11	257 Perey, Stefan
88	61	11,03	5,5304	40,3342	62,05	213 Weinsheimer, Wolfgang
89	53	9,59	5,5266	40,3066	62,01	229 Bettermann, Heribert
90	40	7,27	5,5021	40,1278	61,74	220 Kurschies, Andreas
91	55	10,03	5,4835	39,9927	61,53	157 Kunz, Reinhard
92	59	10,76	5,4833	39,9907	61,52	142 Wohlmuth, Markus

PRODUCTION -- Overall Stage Results**DM IPSC Modified/Production 2006**

Printed August 14, 2006 at 18:18

**Stage 6 -- 6**

	PTS	TIME	HIT FACTOR	STAGE POINTS	STAGE PERCENT	COMPETITOR # Name
93	53	9,71	5,4583	39,8085	61,24	140 Wissgott, Thomas
94	55	10,15	5,4187	39,5199	60,80	47 Haug, Axel
95	57	10,53	5,4131	39,4790	60,74	100 Seeger, Eugen
96	57	10,53	5,4131	39,4790	60,74	17 Burkhart, Rita
97	57	10,53	5,4131	39,4790	60,74	224 Möller, Thorsten
98	59	10,92	5,4029	39,4048	60,62	148 Glende, Helmut
99	59	10,93	5,3980	39,3687	60,57	39 Fransis, Gregory
100	59	10,95	5,3881	39,2968	60,46	125 Thiesen, Winfried
101	63	11,71	5,3800	39,2377	60,37	9 Bluhm, Robert
102	63	11,73	5,3708	39,1707	60,26	75 Lingnau, Sven
103	63	11,87	5,3075	38,7088	59,55	164 Streit von, Dietrich
104	57	10,82	5,2680	38,4208	59,11	267 Gössl, Mario
105	57	10,88	5,2390	38,2090	58,78	106 Schlipf, Thorsten
106	53	10,19	5,2012	37,9333	58,36	136 Wendemuth, Rolf
107	57	11,00	5,1818	37,7921	58,14	151 Heiss, Andreas
108	53	10,28	5,1556	37,6012	57,85	20 Couck, Juergen
109	49	9,52	5,1471	37,5386	57,75	55 Klemens, Waldemar
110	61	12,00	5,0833	37,0739	57,04	97 Rogmann, Jürgen
111	51	10,12	5,0395	36,7544	56,55	93 Redder, Sascha
112	63	12,51	5,0360	36,7284	56,51	43 Götz, Helmut
113	55	11,01	4,9955	36,4330	56,05	13 Brinckmann, Torsten
114	61	12,37	4,9313	35,9650	55,33	6 Beynio, Fred
115	59	11,98	4,9249	35,9182	55,26	239 Westerdorf, Petra
116	55	11,24	4,8932	35,6875	54,90	129 Uecker, Ulrich
117	59	12,16	4,8520	35,3865	54,44	62 Krueger, Donald
118	57	11,76	4,8469	35,3498	54,38	96 Remek, Claudia
119	51	10,55	4,8341	35,2563	54,24	246 Burkowski, Ralf
120	47	9,73	4,8304	35,2293	54,20	169 Wiegand, Frank
121	51	10,70	4,7664	34,7621	53,48	175 Götz, Torsten
122	65	13,64	4,7654	34,7551	53,47	153 Kaiser, Harry
123	53	11,18	4,7406	34,5743	53,19	207 Heidgen, Wilfried
124	53	11,26	4,7069	34,3287	52,81	185 Pluto, Gerhard
125	44	9,39	4,6858	34,1748	52,58	263 Schulte, Andreas
126	61	13,16	4,6353	33,8060	52,01	201 Schroeder, Stephan
127	59	12,86	4,5879	33,4603	51,48	159 Oezkan, Nevzat
128	53	11,59	4,5729	33,3512	51,31	166 Unger, Robert
129	46	10,06	4,5726	33,3487	51,31	155 Köhler, Ralph
130	49	10,75	4,5581	33,2435	51,14	243 Platten, Andreas
131	65	14,29	4,5486	33,1742	51,04	216 Forster, Stefan
132	40	8,80	4,5455	33,1510	51,00	144 Bowakow, Ludwig
133	61	13,48	4,5252	33,0034	50,77	33 Fajerski, Andreas
134	57	12,63	4,5131	32,9148	50,64	117 Stibig, Gerald
135	49	10,86	4,5120	32,9068	50,63	35 Fickinger, Tilo
136	41	9,14	4,4858	32,7158	50,33	7 Biedermann, Wolfgang
137	46	10,26	4,4834	32,6986	50,31	173 Drott, Markus
138	46	10,49	4,3851	31,9817	49,20	116 Stern, Arno

PRODUCTION -- Overall Stage Results**DM IPSC Modified/Production 2006**

Printed August 14, 2006 at 18:18

**Stage 6 -- 6**

	PTS	TIME	HIT FACTOR	STAGE POINTS	STAGE PERCENT	COMPETITOR # Name
139	57	13,03	4,3745	31,9043	49,08	191 Tauschwitz, Christian
140	55	12,61	4,3616	31,8102	48,94	76 Lisi, Agrippino
141	42	10,00	4,2000	30,6315	47,13	114 Steinhorst, Peter
142	59	14,06	4,1963	30,6045	47,08	149 Haeussler, Wolfgang
143	53	12,86	4,1213	30,0576	46,24	122 Strub, Lothar
144	46	11,21	4,1035	29,9276	46,04	87 Norusi, Siamak
145	51	12,46	4,0931	29,8519	45,93	133 Wechsung, Jens
146	45	11,05	4,0724	29,7009	45,69	18 Craiu, Adrian
147	61	15,05	4,0532	29,5606	45,48	234 LisiMager, Uta
148	63	15,57	4,0462	29,5101	45,40	244 Weber, Ralf
149	65	16,27	3,9951	29,1370	44,83	90 Raab, Klaus
150	47	11,80	3,9831	29,0493	44,69	245 Graeff, Harald
151	50	12,63	3,9588	28,8726	44,42	160 Reichart, Jochen
152	53	13,46	3,9376	28,7177	44,18	66 Kuhn, Loni
153	53	13,56	3,9086	28,5059	43,86	145 Egerer, Michael
154	59	15,29	3,8587	28,1426	43,30	98 Rosinski, Thomas
155	55	14,47	3,8010	27,7213	42,65	230 Wallroth, Marion
156	36	9,48	3,7975	27,6958	42,61	266 Steffl, Florian
157	29	7,68	3,7760	27,5395	42,37	45 Haarmann, Claude
158	42	11,19	3,7534	27,3740	42,11	134 Wedemeier, Gerd
159	63	17,08	3,6885	26,9012	41,39	195 Redies, Oliver
160	61	16,54	3,6880	26,8976	41,38	130 Wallbaum, Stefan
161	40	11,54	3,4662	25,2798	38,89	242 Staade, Michael
162	23	7,09	3,2440	23,6592	36,40	265 Löffler, Volker
163	55	17,11	3,2145	23,4440	36,07	214 Benthien, Horst
164	63	19,67	3,2028	23,3591	35,94	34 Feddern, Lisa
165	49	15,31	3,2005	23,3421	35,91	91 Raab, Martina
166	65	20,59	3,1569	23,0238	35,42	86 Nimsch, Marco
167	53	16,93	3,1305	22,8317	35,13	198 Cress, Joerg
168	40	13,87	2,8839	21,0331	32,36	2 Anschuetz, Friedbert
169	63	23,27	2,7073	19,7453	30,38	256 Zanger (SA), Arno
170	61	25,10	2,4303	17,7246	27,27	192 Walter Dr., Hans-Hermann
171	49	21,08	2,3245	16,9529	26,08	178 Könnecke, Annett

MODIFIED -- Overall Stage Results**DM IPSC Modified/Production 2006**

Printed August 14, 2006 at 18:18

**Stage 6 -- 6**

	PTS	TIME	HIT FACTOR	STAGE POINTS	STAGE PERCENT	COMPETITOR # Name
1	58	5,80	10,0000	65,0000	100,00	206 Fabricius, Georg
2	57	6,11	9,3290	60,6383	93,29	23 Damm, Oliver
3	61	6,57	9,2846	60,3501	92,85	42 Gnoth, Guido
4	63	6,82	9,2375	60,0440	92,38	260 Midgley, Gregory
5	61	6,89	8,8534	57,5472	88,53	88 Nothnagel, Nils
6	57	6,53	8,7289	56,7381	87,29	3 Arnolds, Frank
7	55	6,34	8,6751	56,3880	86,75	38 Flaß, Jürgen
8	59	6,89	8,5631	55,6604	85,63	225 Nothnagel, Wolfgang
9	64	7,58	8,4433	54,8813	84,43	72 Leenen, Hans
10	61	7,67	7,9531	51,6949	79,53	126 Thomas, Stefan
11	64	8,05	7,9503	51,6770	79,50	180 Kosiol, Timo
12	63	8,11	7,7682	50,4932	77,68	115 Stenmans, Johannes
13	56	7,23	7,7455	50,3458	77,46	105 Schlette, Karsten
14	64	8,41	7,6100	49,4649	76,10	262 Itani, Marwan
15	61	8,51	7,1680	46,5922	71,68	241 Defegnee, Alphonse
16	59	8,32	7,0913	46,0938	70,91	203 Jürgens, Hans-Joachim
17	61	8,65	7,0520	45,8382	70,52	10 Bösch, Chris
18	53	7,66	6,9191	44,9739	69,19	112 Schwichtenberg, Andreas
19	61	9,04	6,7478	43,8606	67,48	222 van der Linde, Geert
20	60	8,93	6,7189	43,6730	67,19	49 Joaquin, Chris
21	48	7,18	6,6852	43,4540	66,85	143 Blank, Andreas
22	44	6,72	6,5476	42,5595	65,48	4 Astroth, Marcus
23	47	7,27	6,4649	42,0220	64,65	189 Sturm, Thomas
24	49	7,74	6,3307	41,1499	63,31	48 Huber, Udo
25	61	9,85	6,1929	40,2538	61,93	21 Dahmen, Heinz-Jörgen
26	59	9,72	6,0700	39,4547	60,70	79 Maier, Wolfgang
27	59	9,80	6,0204	39,1327	60,20	108 Schöberl, Andreas
28	59	9,82	6,0081	39,0530	60,08	89 Piesnack, Reinhardt
29	53	8,88	5,9685	38,7950	59,68	237 Kratka, Josef Dr.
30	61	10,37	5,8824	38,2353	58,82	30 Englisch, Claus
31	64	11,02	5,8076	37,7495	58,08	247 Stuber, Ruediger
32	62	10,75	5,7674	37,4884	57,67	71 Layher, Edgar
33	61	10,59	5,7602	37,4410	57,60	228 Winkler, Oliver
34	64	11,16	5,7348	37,2760	57,35	250 Litterst, Detlef
35	57	10,28	5,5447	36,0409	55,45	57 Knapstein, Paul
36	46	8,56	5,3738	34,9299	53,74	254 Klopfer, Olav
37	46	8,93	5,1512	33,4826	51,51	223 van der Linde, Richard
38	55	11,22	4,9020	31,8627	49,02	221 van der Linde, Ben
39	64	13,42	4,7690	30,9985	47,69	259 Angelo, Michael
40	59	13,39	4,4063	28,6408	44,06	80 Malz, Kerstin
41	55	13,34	4,1229	26,7991	41,23	219 MariackKraft, Christel
42	61	14,94	4,0830	26,5395	40,83	147 Gickel, Norbert
43	55	13,73	4,0058	26,0379	40,06	202 Weber, Torben
44	59	16,45	3,5866	23,3131	35,87	204 Luerssen, Klaus
45	31	14,64	2,1175	13,7637	21,17	82 MeyerModi, Werner
46	27	14,49	1,8634	12,1118	18,63	197 Cress8301, Sven

MODIFIED -- Overall Stage Results

DM IPSC Modified/Production 2006

Printed August 14, 2006 at 18:18



Stage 6 -- 6

	PTS	TIME	HIT FACTOR	STAGE POINTS	STAGE PERCENT	COMPETITOR # Name
47	63	36,28	1,7365	11,2872	17,36	183 Ohters, Hans
48	0	30,48	0,0000	0,0000	0,00	109 Schöberl, Marion

PRODUCTION -- Overall Stage Results**DM IPSC Modified/Production 2006**

Printed August 14, 2006 at 18:18

**Stage 7 -- 7**

	PTS	TIME	HIT FACTOR	STAGE POINTS	STAGE PERCENT	COMPETITOR # Name
1	39	6,07	6,4250	45,0000	100,00	69 Kummer, Steven
2	41	6,50	6,3077	44,1781	98,17	233 Ivanov, Sergey
3	43	6,97	6,1693	43,2088	96,02	146 Eßen van, Olaf
4	39	6,53	5,9724	41,8300	92,96	107 Schmidt, Tino
5	43	7,36	5,8424	40,9192	90,93	46 Haben, Jörg
6	43	7,63	5,6356	39,4712	87,71	16 Burkhart, Helmut
7	41	7,37	5,5631	38,9631	86,58	111 Schütz, Michael
8	43	7,79	5,5199	38,6605	85,91	229 Bettermann, Heribert
9	35	6,35	5,5118	38,6039	85,79	68 Kummer, Patrick
10	41	7,45	5,5034	38,5447	85,65	154 Köhler, Andreas Peter
11	43	7,95	5,4088	37,8824	84,18	81 Metzner, Michael
12	39	7,28	5,3571	37,5206	83,38	253 Ergler, Manfred
13	43	8,05	5,3416	37,4118	83,14	263 Schulte, Andreas
14	39	7,34	5,3134	37,2139	82,70	8 Blazicek, Johannes
15	37	7,04	5,2557	36,8100	81,80	167 Weuster, Frank
16	39	7,45	5,2349	36,6644	81,48	210 Tigges, Jens
17	39	7,52	5,1862	36,3231	80,72	182 Lux, Oliver J.
18	45	8,72	5,1606	36,1437	80,32	170 Brodda, Fred
19	39	7,74	5,0388	35,2907	78,42	141 Wittman, Horst
20	39	7,82	4,9872	34,9297	77,62	119 Stolba, Daniel
21	37	7,52	4,9202	34,4604	76,58	123 Tann von der, Joachim
22	41	8,38	4,8926	34,2670	76,15	74 Lentz, Arne
23	45	9,35	4,8128	33,7084	74,91	142 Wohlmuth, Markus
24	41	8,68	4,7235	33,0827	73,52	61 Krause, Frank
25	39	8,30	4,6988	32,9096	73,13	245 Graeff, Harald
26	39	8,35	4,6707	32,7126	72,69	92 Rauer, Dietmar
27	35	7,52	4,6543	32,5977	72,44	251 Jesch, Rado
28	39	8,52	4,5775	32,0599	71,24	28 Eggert, Timm
29	37	8,11	4,5623	31,9534	71,01	127 Trautvetter, Ingo
30	39	8,59	4,5402	31,7986	70,66	99 Ryszka, Marek
31	43	9,50	4,5263	31,7016	70,45	205 Eichstaedt, Gottfried
32	35	7,82	4,4757	31,3471	69,66	110 Schreiner, Michael
33	35	7,85	4,4586	31,2273	69,39	255 Bäther, Richard
34	41	9,24	4,4372	31,0777	69,06	87 Norusi, Siamak
35	39	8,81	4,4268	31,0045	68,90	63 Kruegel, Pascal
36	39	8,85	4,4068	30,8644	68,59	220 Kurschies, Andreas
37	37	8,50	4,3529	30,4873	67,75	152 Hellwig-Bürgel, Thomas
38	41	9,42	4,3524	30,4838	67,74	67 Kuhn, Manfred
39	41	9,59	4,2753	29,9434	66,54	172 Dietrich, Armin
40	43	10,06	4,2744	29,9369	66,53	97 Rogmann, Jürgen
41	30	7,06	4,2493	29,7614	66,14	158 Loch, Marijan
42	39	9,19	4,2437	29,7225	66,05	252 Endom, Dirk
43	41	9,68	4,2355	29,6650	65,92	100 Seeger, Eugen
44	43	10,17	4,2281	29,6131	65,81	114 Steinhorst, Peter
45	45	10,66	4,2214	29,5660	65,70	31 Etges, Michael
46	39	9,25	4,2162	29,5297	65,62	243 Platten, Andreas

PRODUCTION -- Overall Stage Results

DM IPSC Modified/Production 2006

Printed August 14, 2006 at 18:18



Stage 7 -- 7

	PTS	TIME	HIT FACTOR	STAGE POINTS	STAGE PERCENT	COMPETITOR # Name
47	35	8,31	4,2118	29,4987	65,55	131 Walter, Michael
48	35	8,33	4,2017	29,4279	65,40	188 Schürmann, Heinz
49	43	10,38	4,1426	29,0140	64,48	27 Eggert, Kurt
50	41	9,94	4,1247	28,8891	64,20	124 Thiel, Frank
51	37	9,04	4,0929	28,6662	63,70	40 Freitag, Andreas
52	39	9,56	4,0795	28,5722	63,49	59 Koch, Jürgen
53	31	7,65	4,0523	28,3816	63,07	11 Boss, Dirk
54	33	8,17	4,0392	28,2897	62,87	264 Schulte, Nico
55	35	8,71	4,0184	28,1440	62,54	53 Kelterbaum, Reinhard
56	41	10,25	4,0000	28,0154	62,26	20 Couck, Juergen
57	35	8,78	3,9863	27,9197	62,04	224 Möller, Thorsten
58	31	7,80	3,9744	27,8358	61,86	128 Tutschke, Petra
59	35	9,01	3,8846	27,2069	60,46	106 Schlipf, Thorsten
60	39	10,07	3,8729	27,1251	60,28	207 Heidgen, Wilfried
61	39	10,08	3,8690	27,0982	60,22	227 Pache, Helmut
62	31	8,04	3,8557	27,0049	60,01	36 Fiederling, Volker
63	39	10,15	3,8424	26,9113	59,80	29 Eid, Michael
64	28	7,32	3,8251	26,7907	59,53	121 Stobbe, Markus
65	41	10,74	3,8175	26,7372	59,42	118 Stief, Mathias
66	37	9,78	3,7832	26,4972	58,88	44 Gülle, Christian
67	26	6,90	3,7681	26,3913	58,65	1 Albert, Gerard
68	35	9,30	3,7634	26,3586	58,57	212 Cokaiko, Michel
69	39	10,41	3,7464	26,2392	58,31	17 Burkhart, Rita
70	39	10,44	3,7356	26,1638	58,14	157 Kunz, Reinhard
71	37	9,92	3,7298	26,1232	58,05	78 Ludden, Volker
72	41	11,01	3,7239	26,0815	57,96	191 Tauschwitz, Christian
73	33	8,88	3,7162	26,0278	57,84	75 Lingnau, Sven
74	39	10,62	3,6723	25,7203	57,16	166 Unger, Robert
75	39	10,79	3,6145	25,3151	56,26	230 Wallroth, Marion
76	37	10,35	3,5749	25,0379	55,64	185 Pluto, Gerhard
77	37	10,47	3,5339	24,7509	55,00	129 Uecker, Ulrich
78	37	10,49	3,5272	24,7037	54,90	177 Klose, Jens
79	31	8,84	3,5068	24,5610	54,58	151 Heiss, Andreas
80	33	9,44	3,4958	24,4838	54,41	187 Spoerner, Oliver
81	39	11,41	3,4181	23,9395	53,20	43 Götz, Helmut
82	37	10,84	3,4133	23,9061	53,12	13 Brinckmann, Torsten
83	43	12,81	3,3568	23,5102	52,24	19 Cortens, Emiel
84	30	8,99	3,3370	23,3721	51,94	7 Biedermann, Wolfgang
85	31	9,38	3,3049	23,1470	51,44	24 Dartois, Jean
86	35	10,67	3,2802	22,9742	51,05	136 Wendemuth, Rolf
87	39	11,99	3,2527	22,7815	50,63	179 Könnecke, Ralf
88	37	11,42	3,2399	22,6920	50,43	134 Wedemeier, Gerd
89	31	10,14	3,0572	21,4122	47,58	162 Schmickler, Friedrich
90	33	10,87	3,0359	21,2628	47,25	155 Köhler, Ralph
91	39	13,02	2,9954	20,9793	46,62	168 Wiedemann, Peter
92	27	9,06	2,9801	20,8724	46,38	102 Scheibach, Sascha

PRODUCTION -- Overall Stage Results**DM IPSC Modified/Production 2006**

Printed August 14, 2006 at 18:18

**Stage 7 -- 7**

	PTS	TIME	HIT FACTOR	STAGE POINTS	STAGE PERCENT	COMPETITOR # Name
93	33	11,37	2,9024	20,3278	45,17	148 Glende, Helmut
94	35	12,06	2,9022	20,3263	45,17	76 Lisi, Agrippino
95	35	12,14	2,8830	20,1923	44,87	9 Bluhm, Robert
96	29	10,06	2,8827	20,1900	44,87	213 Weinsheimer, Wolfgang
97	24	8,36	2,8708	20,1067	44,68	50 Kahl, Michael
98	29	10,15	2,8571	20,0110	44,47	85 Netz, Konrad
99	28	9,84	2,8455	19,9296	44,29	240 Plateus, Raymond
100	26	9,24	2,8139	19,7078	43,80	125 Thiesen, Winfried
101	39	13,86	2,8139	19,7078	43,80	117 Stibig, Gerald
102	31	11,11	2,7903	19,5427	43,43	116 Stern, Arno
103	22	7,95	2,7673	19,3817	43,07	37 Fischinger, Martin
104	29	10,52	2,7567	19,3072	42,90	58 Köllner, Rainer
105	39	14,18	2,7504	19,2630	42,81	64 Ksycki, André
106	22	8,18	2,6895	18,8368	41,86	144 Bowakow, Ludwig
107	37	13,79	2,6831	18,7920	41,76	98 Rosinski, Thomas
108	39	14,78	2,6387	18,4811	41,07	86 Nimsch, Marco
109	39	14,88	2,6210	18,3569	40,79	133 Wechsung, Jens
110	31	11,95	2,5941	18,1690	40,38	140 Wissgott, Thomas
111	33	12,85	2,5681	17,9865	39,97	93 Redder, Sascha
112	41	16,17	2,5356	17,7587	39,46	65 Kuebel, Manfred
113	35	13,83	2,5307	17,7248	39,39	91 Raab, Martina
114	20	8,01	2,4969	17,4878	38,86	236 Klingberg, Anja
115	33	13,49	2,4463	17,1332	38,07	34 Feddern, Lisa
116	25	10,31	2,4248	16,9831	37,74	216 Forster, Stefan
117	26	10,74	2,4209	16,9553	37,68	239 Westerdorf, Petra
118	18	7,48	2,4064	16,8542	37,45	139 Wiegand, Maximilian
119	20	8,38	2,3866	16,7156	37,15	138 Wiegand, Max (Sen)
120	18	7,56	2,3810	16,6758	37,06	103 Scheper, Hubert
121	24	10,19	2,3553	16,4958	36,66	137 Wessely, René
122	35	14,94	2,3427	16,4079	36,46	33 Fajerski, Andreas
123	26	11,42	2,2767	15,9457	35,43	45 Haarmann, Claude
124	29	12,74	2,2763	15,9428	35,43	244 Weber, Ralf
125	37	16,50	2,2424	15,7056	34,90	35 Fickingner, Tilo
126	22	9,82	2,2403	15,6909	34,87	190 Tagliamonte, Raffaele
127	20	8,96	2,2321	15,6336	34,74	73 Lemke, Klaus
128	20	8,98	2,2272	15,5988	34,66	120 Stolzer, Andy
129	20	9,16	2,1834	15,2922	33,98	96 Remek, Claudia
130	20	9,24	2,1645	15,1598	33,69	246 Burkowski, Ralf
131	18	8,44	2,1327	14,9371	33,19	56 Klossek, Guido
132	26	12,34	2,1070	14,7569	32,79	18 Craiu, Adrian
133	22	10,45	2,1053	14,7449	32,77	164 Streit von, Dietrich
134	31	15,27	2,0301	14,2187	31,60	214 Benthien, Horst
135	24	11,96	2,0067	14,0545	31,23	160 Reichart, Jochen
136	18	9,06	1,9868	13,9149	30,92	165 Trautvetter, Stefan
137	18	9,12	1,9737	13,8234	30,72	257 Perey, Stefan
138	33	16,87	1,9561	13,7005	30,45	159 Oezkan, Nevzat

PRODUCTION -- Overall Stage Results**DM IPSC Modified/Production 2006**

Printed August 14, 2006 at 18:18

**Stage 7 -- 7**

	PTS	TIME	HIT FACTOR	STAGE POINTS	STAGE PERCENT	COMPETITOR # Name
139	14	7,53	1,8592	13,0218	28,94	265 Löffler, Volker
140	26	14,20	1,8310	12,8239	28,50	130 Wallbaum, Stefan
141	18	9,89	1,8200	12,7471	28,33	238 Gruenaug, Gerhard
142	22	12,22	1,8003	12,6092	28,02	84 Mueller, Joerg
143	25	13,95	1,7921	12,5517	27,89	66 Kuhn, Loni
144	26	14,66	1,7735	12,4216	27,60	234 LisiMager, Uta
145	18	10,38	1,7341	12,1454	26,99	173 Drott, Markus
146	20	11,64	1,7182	12,0341	26,74	90 Raab, Klaus
147	16	9,33	1,7149	12,0109	26,69	169 Wiegand, Frank
148	22	12,87	1,7094	11,9724	26,61	135 Wefing, Tino
149	16	9,42	1,6985	11,8961	26,44	184 Okun, Michael
150	33	19,46	1,6958	11,8770	26,39	198 Cress, Joerg
151	18	10,83	1,6620	11,6407	25,87	6 Beynio, Fred
152	20	12,58	1,5898	11,1349	24,74	39 Fransis, Gregory
153	18	11,87	1,5164	10,6208	23,60	55 Klemens, Waldemar
154	22	15,20	1,4474	10,1371	22,53	153 Kaiser, Harry
155	37	27,09	1,3658	9,5660	21,26	192 Walter Dr., Hans-Hermann
156	33	25,70	1,2840	8,9933	19,99	2 Anschuetz, Friedbert
157	20	16,06	1,2453	8,7221	19,38	175 Götz, Torsten
158	12	10,15	1,1823	8,2804	18,40	145 Egerer, Michael
159	13	11,93	1,0897	7,6320	16,96	256 Zanger (SA), Arno
160	20	19,04	1,0504	7,3570	16,35	201 Schroeder, Stephan
161	16	17,57	0,9106	6,3780	14,17	47 Haug, Axel
162	14	15,63	0,8957	6,2734	13,94	195 Redies, Oliver
163	7	10,02	0,6986	4,8929	10,87	25 Dell, Andreas
164	10	15,11	0,6618	4,6352	10,30	62 Krueger, Donald
165	7	11,71	0,5978	4,1868	9,30	122 Strub, Lothar
166	5	8,40	0,5952	4,1690	9,26	26 Donot, Marc
167	5	12,04	0,4153	2,9086	6,46	242 Staade, Michael
168	7	22,47	0,3115	2,1819	4,85	178 Könnecke, Annett
169	0	9,63	0,0000	0,0000	0,00	149 Haeussler, Wolfgang
170	0	10,30	0,0000	0,0000	0,00	267 Gössl, Mario
171	0	11,80	0,0000	0,0000	0,00	266 Steffl, Florian

MODIFIED -- Overall Stage Results**DM IPSC Modified/Production 2006**

Printed August 14, 2006 at 18:18

**Stage 7 -- 7**

	PTS	TIME	HIT FACTOR	STAGE POINTS	STAGE PERCENT	COMPETITOR # Name
1	43	5,57	7,7199	45,0000	100,00	88 Nothnagel, Nils
2	42	5,66	7,4205	43,2546	96,12	225 Nothnagel, Wolfgang
3	43	6,23	6,9021	40,2327	89,41	206 Fabricius, Georg
4	43	6,34	6,7823	39,5347	87,85	189 Sturm, Thomas
5	45	6,68	6,7365	39,2677	87,26	72 Leenen, Hans
6	40	5,97	6,7002	39,0557	86,79	23 Damm, Oliver
7	38	5,81	6,5404	38,1247	84,72	105 Schlette, Karsten
8	44	7,11	6,1885	36,0730	80,16	143 Blank, Andreas
9	41	6,66	6,1562	35,8847	79,74	38 Flaß, Jürgen
10	43	7,02	6,1254	35,7051	79,34	42 Gnoth, Guido
11	43	7,09	6,0649	35,3526	78,56	228 Winkler, Oliver
12	41	6,85	5,9854	34,8893	77,53	49 Joaquin, Chris
13	40	6,85	5,8394	34,0384	75,64	260 Midgley, Gregory
14	38	6,94	5,4755	31,9171	70,93	10 Bösch, Chris
15	42	8,09	5,1916	30,2622	67,25	82 MeyerModi, Werner
16	36	7,70	4,6753	27,2528	60,56	203 Jürgens, Hans-Joachim
17	41	8,77	4,6750	27,2511	60,56	21 Dahmen, Heinz-Jörgen
18	40	8,81	4,5403	26,4657	58,81	80 Malz, Kerstin
19	37	8,15	4,5399	26,4633	58,81	79 Maier, Wolfgang
20	39	8,66	4,5035	26,2510	58,34	222 van der Linde, Geert
21	38	8,46	4,4917	26,1826	58,18	115 Stenmans, Johannes
22	42	9,41	4,4633	26,0171	57,82	89 Piesnack, Reinhardt
23	39	8,81	4,4268	25,8041	57,34	126 Thomas, Stefan
24	38	8,68	4,3779	25,5190	56,71	241 Defegnee, Alphonse
25	31	7,19	4,3115	25,1323	55,85	30 Englisch, Claus
26	37	8,61	4,2973	25,0494	55,67	108 Schöberl, Andreas
27	39	9,13	4,2716	24,8996	55,33	202 Weber, Torben
28	43	10,29	4,1788	24,3586	54,13	71 Layher, Edgar
29	41	10,26	3,9961	23,2936	51,76	250 Litterst, Detlef
30	35	9,07	3,8589	22,4937	49,99	219 MariackKraft, Christel
31	28	7,26	3,8567	22,4813	49,96	147 Gickel, Norbert
32	29	7,52	3,8564	22,4791	49,95	254 Klopfer, Olav
33	38	10,04	3,7849	22,0622	49,03	183 Ohters, Hans
34	38	10,44	3,6398	21,2169	47,15	180 Kosiol, Timo
35	33	9,07	3,6384	21,2083	47,13	57 Knapstein, Paul
36	43	12,39	3,4705	20,2300	44,96	259 Angelo, Michael
37	26	7,79	3,3376	19,4552	43,23	112 Schwichtenberg, Andreas
38	26	8,47	3,0697	17,8932	39,76	197 Cress8301, Sven
39	28	9,17	3,0534	17,7987	39,55	237 Kratka, Josef Dr.
40	26	9,50	2,7368	15,9532	35,45	204 Luerssen, Klaus
41	21	9,51	2,2082	12,8718	28,60	262 Itani, Marwan
42	22	10,18	2,1611	12,5972	27,99	221 van der Linde, Ben
43	13	6,29	2,0668	12,0474	26,77	3 Arnolds, Frank
44	21	12,46	1,6854	9,8243	21,83	109 Schöberl, Marion
45	22	13,21	1,6654	9,7078	21,57	247 Stuber, Ruediger
46	16	10,39	1,5399	8,9764	19,95	48 Huber, Udo

MODIFIED -- Overall Stage Results

DM IPSC Modified/Production 2006

Printed August 14, 2006 at 18:18



Stage 7 -- 7

	PTS	TIME	HIT FACTOR	STAGE POINTS	STAGE PERCENT	COMPETITOR # Name
47	0	9,40	0,0000	0,0000	0,00	223 van der Linde, Richard
48	0	5,68	0,0000	0,0000	0,00	4 Astroth, Marcus

PRODUCTION -- Overall Stage Results

DM IPSC Modified/Production 2006

Printed August 14, 2006 at 18:18



Stage 8 -- 8

	PTS	TIME	HIT FACTOR	STAGE POINTS	STAGE PERCENT	COMPETITOR # Name
1	124	19,94	6,2187	140,0000	100,00	229 Bettermann, Heribert
2	134	22,38	5,9875	134,7958	96,28	107 Schmidt, Tino
3	122	20,83	5,8569	131,8567	94,18	28 Eggert, Timm
4	124	21,51	5,7648	129,7815	92,70	158 Loch, Marijan
5	126	22,03	5,7195	128,7620	91,97	167 Weuster, Frank
6	128	22,84	5,6042	126,1669	90,12	123 Tann von der, Joachim
7	136	24,42	5,5692	125,3790	89,56	74 Lentz, Arne
8	118	21,24	5,5556	125,0717	89,34	154 Köhler, Andreas Peter
9	118	21,46	5,4986	123,7895	88,42	8 Blazicek, Johannes
10	128	23,70	5,4008	121,5887	86,85	46 Haben, Jörg
11	134	25,17	5,3238	119,8542	85,61	1 Albert, Gerard
12	111	20,98	5,2908	119,1102	85,08	111 Schütz, Michael
13	120	22,70	5,2863	119,0109	85,01	210 Tigges, Jens
14	122	23,21	5,2564	118,3358	84,53	139 Wiegand, Maximilian
15	126	24,01	5,2478	118,1435	84,39	233 Ivanov, Sergey
16	130	25,83	5,0329	113,3054	80,93	81 Metzner, Michael
17	116	23,17	5,0065	112,7103	80,51	265 Löffler, Volker
18	132	26,45	4,9905	112,3517	80,25	127 Trautvetter, Ingo
19	126	25,30	4,9802	112,1196	80,09	251 Jesch, Rado
20	113	22,93	4,9280	110,9445	79,25	144 Bowakow, Ludwig
21	134	27,21	4,9247	110,8684	79,19	118 Stief, Mathias
22	128	26,08	4,9080	110,4928	78,92	63 Kruegel, Pascal
23	128	26,10	4,9042	110,4081	78,86	138 Wiegand, Max (Sen)
24	116	24,08	4,8173	108,4509	77,46	31 Etges, Michael
25	118	24,67	4,7831	107,6823	76,92	36 Fiederling, Volker
26	124	25,99	4,7711	107,4105	76,72	141 Wittman, Horst
27	130	27,29	4,7636	107,2436	76,60	207 Heidgen, Wilfried
28	118	24,90	4,7390	106,6877	76,21	85 Netz, Konrad
29	124	26,29	4,7166	106,1849	75,85	182 Lux, Oliver J.
30	128	27,26	4,6955	105,7099	75,51	92 Rauer, Dietmar
31	124	26,54	4,6722	105,1846	75,13	146 Eßen van, Olaf
32	106	22,73	4,6634	104,9876	74,99	263 Schulte, Andreas
33	120	25,80	4,6512	104,7112	74,79	253 Ergler, Manfred
34	124	26,75	4,6355	104,3589	74,54	170 Brodda, Fred
35	130	28,14	4,6198	104,0042	74,29	137 Wessely, René
36	112	24,28	4,6129	103,8487	74,18	205 Eichstaedt, Gottfried
37	116	25,20	4,6032	103,6308	74,02	255 Bäter, Richard
38	128	28,10	4,5552	102,5499	73,25	120 Stolzer, Andy
39	118	26,50	4,4528	100,2461	71,60	27 Eggert, Kurt
40	122	27,42	4,4493	100,1668	71,55	56 Klossek, Guido
41	97	21,84	4,4414	99,9886	71,42	69 Kummer, Steven
42	122	27,56	4,4267	99,6580	71,18	187 Spoerner, Oliver
43	122	27,56	4,4267	99,6580	71,18	44 Gülle, Christian
44	120	27,19	4,4134	99,3582	70,97	53 Kelterbaum, Reinhard
45	132	30,05	4,3927	98,8920	70,64	13 Brinckmann, Torsten
46	114	26,06	4,3745	98,4832	70,35	50 Kahl, Michael

PRODUCTION -- Overall Stage Results**DM IPSC Modified/Production 2006**


Printed August 14, 2006 at 18:18

**Stage 8 -- 8**

	PTS	TIME	HIT FACTOR	STAGE POINTS	STAGE PERCENT	COMPETITOR # Name
47	120	27,58	4,3510	97,9532	69,97	67 Kuhn, Manfred
48	118	27,41	4,3050	96,9180	69,23	131 Walter, Michael
49	118	27,52	4,2878	96,5306	68,95	165 Trautvetter, Stefan
50	106	24,75	4,2828	96,4189	68,87	11 Boss, Dirk
51	105	24,60	4,2683	96,0917	68,64	128 Tutschke, Petra
52	115	27,04	4,2530	95,7465	68,39	78 Ludden, Volker
53	126	29,72	4,2396	95,4450	68,18	25 Dell, Andreas
54	120	28,34	4,2343	95,3263	68,09	152 Hellwig-Bürgel, Thomas
55	120	28,47	4,2150	94,8911	67,78	73 Lemke, Klaus
56	132	31,37	4,2078	94,7307	67,66	121 Stobbe, Markus
57	96	22,86	4,1995	94,5424	67,53	220 Kurschies, Andreas
58	130	30,96	4,1990	94,5309	67,52	155 Köhler, Ralph
59	130	31,14	4,1747	93,9845	67,13	61 Krause, Frank
60	121	29,13	4,1538	93,5140	66,80	240 Plateus, Raymond
61	101	24,37	4,1444	93,3034	66,65	64 Ksycki, André
62	130	31,46	4,1322	93,0285	66,45	162 Schmickler, Friedrich
63	124	30,09	4,1210	92,7750	66,27	114 Steinhorst, Peter
64	108	26,37	4,0956	92,2030	65,86	129 Uecker, Ulrich
65	134	32,74	4,0929	92,1420	65,82	87 Norusi, Siamak
66	103	25,31	4,0695	91,6171	65,44	45 Haarmann, Claude
67	117	28,88	4,0512	91,2053	65,15	19 Cortens, Emiel
68	120	29,73	4,0363	90,8694	64,91	252 Endom, Dirk
69	118	29,41	4,0122	90,3272	64,52	16 Burkhart, Helmut
70	122	30,48	4,0026	90,1107	64,36	124 Thiel, Frank
71	108	27,04	3,9941	89,9184	64,23	151 Heiss, Andreas
72	136	34,17	3,9801	89,6036	64,00	75 Lingnau, Sven
73	122	30,73	3,9701	89,3776	63,84	212 Cokaiko, Michel
74	112	28,22	3,9688	89,3496	63,82	93 Redder, Sascha
75	124	31,31	3,9604	89,1600	63,69	172 Dietrich, Armin
76	87	22,19	3,9207	88,2660	63,05	68 Kummer, Patrick
77	113	28,93	3,9060	87,9350	62,81	47 Haug, Axel
78	98	25,13	3,8997	87,7941	62,71	26 Donot, Marc
79	108	27,71	3,8975	87,7443	62,67	110 Schreiner, Michael
80	118	30,43	3,8778	87,2995	62,36	175 Götz, Torsten
81	118	30,53	3,8651	87,0135	62,15	168 Wiedemann, Peter
82	120	31,16	3,8511	86,6992	61,93	100 Seeger, Eugen
83	130	33,87	3,8382	86,4091	61,72	142 Wohlmut, Markus
84	112	29,56	3,7889	85,2992	60,93	257 Perey, Stefan
85	118	31,31	3,7688	84,8458	60,60	99 Ryszka, Marek
86	104	27,79	3,7424	84,2512	60,18	7 Biedermann, Wolfgang
87	128	35,05	3,6519	82,2155	58,73	9 Bluhm, Robert
88	126	34,60	3,6416	81,9834	58,56	84 Mueller, Joerg
89	114	31,34	3,6375	81,8912	58,49	29 Eid, Michael
90	118	32,44	3,6375	81,8903	58,49	116 Stern, Arno
91	110	30,28	3,6328	81,7840	58,42	135 Wefing, Tino
92	136	37,82	3,5960	80,9560	57,83	227 Pache, Helmut

PRODUCTION -- Overall Stage Results**DM IPSC Modified/Production 2006**

Printed August 14, 2006 at 18:18

**Stage 8 -- 8**

	PTS	TIME	HIT FACTOR	STAGE POINTS	STAGE PERCENT	COMPETITOR # Name
93	112	31,20	3,5897	80,8156	57,73	119 Stolba, Daniel
94	122	33,99	3,5893	80,8054	57,72	37 Fischinger, Martin
95	114	31,86	3,5782	80,5546	57,54	157 Kunz, Reinhard
96	122	34,19	3,5683	80,3327	57,38	125 Thiesen, Winfried
97	122	34,32	3,5548	80,0284	57,16	149 Haeussler, Wolfgang
98	118	33,41	3,5319	79,5128	56,79	106 Schlipf, Thorsten
99	98	27,86	3,5176	79,1911	56,57	103 Scheper, Hubert
100	104	29,93	3,4748	78,2273	55,88	169 Wiegand, Frank
101	108	31,16	3,4660	78,0293	55,74	238 Gruenaug, Gerhard
102	136	39,33	3,4579	77,8478	55,61	179 Könnecke, Ralf
103	93	26,98	3,4470	77,6019	55,43	188 Schürmann, Heinz
104	128	37,29	3,4326	77,2768	55,20	239 Westerdorf, Petra
105	98	29,16	3,3608	75,6607	54,04	266 Steffl, Florian
106	103	30,65	3,3605	75,6551	54,04	134 Wedemeier, Gerd
107	122	36,35	3,3563	75,5591	53,97	164 Streit von, Dietrich
108	110	33,07	3,3263	74,8842	53,49	236 Klingberg, Anja
109	94	28,29	3,3227	74,8043	53,43	264 Schulte, Nico
110	97	29,26	3,3151	74,6327	53,31	17 Burkhart, Rita
111	116	35,38	3,2787	73,8128	52,72	230 Wallroth, Marion
112	130	39,67	3,2770	73,7756	52,70	185 Pluto, Gerhard
113	120	36,62	3,2769	73,7725	52,69	62 Krueger, Donald
114	107	32,81	3,2612	73,4191	52,44	173 Drott, Markus
115	114	35,09	3,2488	73,1397	52,24	246 Burkowski, Ralf
116	109	33,63	3,2412	72,9678	52,12	33 Fajerski, Andreas
117	103	32,20	3,1988	72,0133	51,44	24 Dartois, Jean
118	112	35,06	3,1945	71,9180	51,37	76 Lisi, Agrippino
119	95	29,74	3,1944	71,9141	51,37	245 Graeff, Harald
120	107	33,78	3,1676	71,3109	50,94	43 Götz, Helmut
121	114	36,07	3,1605	71,1525	50,82	243 Platten, Andreas
122	120	38,19	3,1422	70,7397	50,53	216 Forster, Stefan
123	116	36,98	3,1368	70,6192	50,44	160 Reichart, Jochen
124	92	29,40	3,1293	70,4485	50,32	136 Wendemuth, Rolf
125	122	39,09	3,1210	70,2628	50,19	35 Fickinger, Tilo
126	94	30,23	3,1095	70,0037	50,00	224 Möller, Thorsten
127	126	40,88	3,0822	69,3891	49,56	6 Beynio, Fred
128	109	36,11	3,0186	67,9564	48,54	159 Oezkan, Nevzat
129	103	34,16	3,0152	67,8814	48,49	18 Craiu, Adrian
130	85	28,32	3,0014	67,5705	48,26	40 Freitag, Andreas
131	104	34,67	2,9997	67,5322	48,24	2 Anschuetz, Friedbert
132	96	32,81	2,9259	65,8713	47,05	117 Stibig, Gerald
133	112	38,34	2,9212	65,7654	46,98	267 Gössl, Mario
134	103	35,70	2,8852	64,9532	46,40	55 Klemens, Waldemar
135	132	45,97	2,8714	64,6444	46,17	153 Kaiser, Harry
136	78	27,33	2,8540	64,2520	45,89	177 Klose, Jens
137	126	44,26	2,8468	64,0901	45,78	97 Rogmann, Jürgen
138	84	29,92	2,8075	63,2047	45,15	58 Köllner, Rainer

PRODUCTION -- Overall Stage Results

DM IPSC Modified/Production 2006

Printed August 14, 2006 at 18:18




Stage 8 -- 8

	PTS	TIME	HIT FACTOR	STAGE POINTS	STAGE PERCENT	COMPETITOR # Name
139	114	40,67	2,8030	63,1048	45,07	66 Kuhn, Loni
140	122	43,96	2,7753	62,4789	44,63	201 Schroeder, Stephan
141	93	33,58	2,7695	62,3496	44,54	59 Koch, Jürgen
142	108	39,47	2,7363	61,6011	44,00	213 Weinsheimer, Wolfgang
143	103	38,01	2,7098	61,0058	43,58	20 Couck, Juergen
144	136	50,76	2,6793	60,3183	43,08	256 Zanger (SA), Arno
145	101	37,83	2,6698	60,1058	42,93	133 Wechsung, Jens
146	74	27,78	2,6638	59,9696	42,84	102 Scheibach, Sascha
147	97	36,49	2,6583	59,8452	42,75	242 Staade, Michael
148	116	43,92	2,6412	59,4603	42,47	198 Cress, Joerg
149	105	39,81	2,6375	59,3784	42,41	65 Kuebel, Manfred
150	114	43,31	2,6322	59,2582	42,33	98 Rosinski, Thomas
151	132	50,62	2,6077	58,7061	41,93	90 Raab, Klaus
152	120	46,19	2,5980	58,4877	41,78	190 Tagliamonte, Raffaele
153	90	36,32	2,4780	55,7864	39,85	191 Tauschwitz, Christian
154	130	53,12	2,4473	55,0956	39,35	34 Feddern, Lisa
155	93	38,36	2,4244	54,5803	38,99	96 Remek, Claudia
156	87	35,89	2,4241	54,5729	38,98	184 Okun, Michael
157	94	39,01	2,4096	54,2480	38,75	145 Egerer, Michael
158	114	47,51	2,3995	54,0196	38,59	140 Wissgott, Thomas
159	122	51,50	2,3689	53,3315	38,09	195 Redies, Oliver
160	114	48,76	2,3380	52,6348	37,60	39 Fransis, Gregory
161	120	52,02	2,3068	51,9329	37,09	214 Benthien, Horst
162	60	26,41	2,2719	51,1463	36,53	166 Unger, Robert
163	138	61,08	2,2593	50,8641	36,33	86 Nimsch, Marco
164	78	38,04	2,0505	46,1621	32,97	122 Strub, Lothar
165	78	38,53	2,0244	45,5751	32,55	130 Wallbaum, Stefan
166	87	45,18	1,9256	43,3515	30,97	91 Raab, Martina
167	78	43,97	1,7739	39,9365	28,53	244 Weber, Ralf
168	108	62,96	1,7154	38,6181	27,58	178 Könnecke, Annett
169	89	54,29	1,6393	36,9064	26,36	234 LisiMager, Uta
170	103	71,79	1,4347	32,3002	23,07	192 Walter Dr., Hans-Hermann
171	44	44,13	0,9971	22,4466	16,03	148 Glende, Helmut

MODIFIED -- Overall Stage Results**DM IPSC Modified/Production 2006**

Printed August 14, 2006 at 18:18

**Stage 8 -- 8**

	PTS	TIME	HIT FACTOR	STAGE POINTS	STAGE PERCENT	COMPETITOR # Name
1	128	18,69	6,8486	140,0000	100,00	23 Damm, Oliver
2	132	19,96	6,6132	135,1888	96,56	42 Gnoth, Guido
3	131	20,14	6,5045	132,9656	94,98	228 Winkler, Oliver
4	130	20,34	6,3913	130,6531	93,32	180 Kosiol, Timo
5	129	20,24	6,3735	130,2887	93,06	206 Fabricius, Georg
6	131	21,27	6,1589	125,9016	89,93	4 Astroth, Marcus
7	123	20,13	6,1103	124,9076	89,22	38 Flaß, Jürgen
8	128	21,13	6,0577	123,8334	88,45	126 Thomas, Stefan
9	117	21,10	5,5450	113,3524	80,97	3 Arnolds, Frank
10	128	23,23	5,5101	112,6388	80,46	143 Blank, Andreas
11	122	22,84	5,3415	109,1921	77,99	112 Schwichtenberg, Andreas
12	119	22,73	5,2354	107,0224	76,44	262 Itani, Marwan
13	127	24,49	5,1858	106,0089	75,72	10 Bösch, Chris
14	128	24,77	5,1675	105,6359	75,45	49 Joaquin, Chris
15	118	24,09	4,8983	100,1319	71,52	48 Huber, Udo
16	132	27,08	4,8744	99,6443	71,17	88 Nothnagel, Nils
17	135	28,27	4,7754	97,6192	69,73	222 van der Linde, Geert
18	122	25,92	4,7068	96,2171	68,73	254 Klopfer, Olav
19	106	22,95	4,6187	94,4171	67,44	72 Leenen, Hans
20	98	21,32	4,5966	93,9650	67,12	260 Midgley, Gregory
21	129	28,28	4,5615	93,2476	66,61	241 Defegnee, Alphonse
22	117	25,77	4,5402	92,8109	66,29	189 Sturm, Thomas
23	99	22,66	4,3689	89,3105	63,79	225 Nothnagel, Wolfgang
24	120	27,67	4,3368	88,6542	63,32	204 Luerssen, Klaus
25	89	20,75	4,2892	87,6797	62,63	105 Schlette, Karsten
26	132	31,08	4,2471	86,8201	62,01	115 Stenmans, Johannes
27	108	25,86	4,1763	85,3734	60,98	147 Gickel, Norbert
28	122	29,61	4,1202	84,2265	60,16	21 Dahmen, Heinz-Jörgen
29	131	31,84	4,1143	84,1057	60,08	108 Schöberl, Andreas
30	136	33,75	4,0296	82,3744	58,84	57 Knapstein, Paul
31	125	31,75	3,9370	80,4811	57,49	82 MeyerModi, Werner
32	124	31,92	3,8847	79,4120	56,72	71 Layher, Edgar
33	106	27,48	3,8574	78,8527	56,32	223 van der Linde, Richard
34	118	32,71	3,6075	73,7444	52,67	30 Englisch, Claus
35	103	28,63	3,5976	73,5433	52,53	203 Jürgens, Hans-Joachim
36	126	35,16	3,5836	73,2570	52,33	80 Malz, Kerstin
37	114	32,90	3,4650	70,8331	50,60	79 Maier, Wolfgang
38	130	39,12	3,3231	67,9316	48,52	183 Ohters, Hans
39	110	33,52	3,2816	67,0835	47,92	247 Stuber, Ruediger
40	107	32,69	3,2732	66,9108	47,79	237 Kratka, Josef Dr.
41	121	38,37	3,1535	64,4645	46,05	250 Litterst, Detlef
42	127	40,29	3,1521	64,4368	46,03	259 Angelo, Michael
43	99	31,66	3,1270	63,9222	45,66	109 Schöberl, Marion
44	114	36,67	3,1088	63,5508	45,39	202 Weber, Torben
45	130	43,23	3,0072	61,4731	43,91	219 MariackKraft, Christel
46	132	46,36	2,8473	58,2047	41,57	197 Cress8301, Sven

MODIFIED -- Overall Stage Results

DM IPSC Modified/Production 2006

Printed August 14, 2006 at 18:18



Stage 8 -- 8

	PTS	TIME	HIT FACTOR	STAGE POINTS	STAGE PERCENT	COMPETITOR # Name
47	119	42,11	2,8259	57,7682	41,26	89 Piesnack, Reinhardt
48	110	42,11	2,6122	53,3992	38,14	221 van der Linde, Ben

PRODUCTION -- Overall Stage Results**DM IPSC Modified/Production 2006**

Printed August 14, 2006 at 18:18

**Stage 9 -- 9**

	PTS	TIME	HIT FACTOR	STAGE POINTS	STAGE PERCENT	COMPETITOR # Name
1	37	5,27	7,0209	45,0000	100,00	251 Jesch, Rado
2	35	5,00	7,0000	44,8662	99,70	8 Blazicek, Johannes
3	31	4,92	6,3008	40,3848	89,74	31 Etges, Michael
4	39	6,28	6,2102	39,8040	88,45	92 Rauer, Dietmar
5	37	6,01	6,1564	39,4592	87,69	1 Albert, Gerard
6	33	5,40	6,1111	39,1689	87,04	205 Eichstaedt, Gottfried
7	29	5,00	5,8000	37,1749	82,61	68 Kummer, Patrick
8	37	6,40	5,7813	37,0547	82,34	255 Bäther, Richard
9	29	5,11	5,6751	36,3746	80,83	46 Haben, Jörg
10	31	5,78	5,3633	34,3760	76,39	131 Walter, Michael
11	37	6,91	5,3546	34,3198	76,27	24 Dartois, Jean
12	33	6,17	5,3485	34,2807	76,18	210 Tigges, Jens
13	33	6,27	5,2632	33,7340	74,96	146 Eßen van, Olaf
14	29	5,55	5,2252	33,4909	74,42	229 Bettermann, Heribert
15	41	7,85	5,2229	33,4762	74,39	56 Klossek, Guido
16	39	7,47	5,2209	33,4630	74,36	111 Schütz, Michael
17	35	6,73	5,2006	33,3330	74,07	212 Cokaiko, Michel
18	33	6,45	5,1163	32,7926	72,87	26 Donot, Marc
19	29	5,68	5,1056	32,7244	72,72	253 Ergler, Manfred
20	31	6,08	5,0987	32,6798	72,62	154 Köhler, Andreas Peter
21	31	6,32	4,9051	31,4388	69,86	28 Eggert, Timm
22	29	5,96	4,8658	31,1870	69,30	50 Kahl, Michael
23	37	7,68	4,8177	30,8789	68,62	74 Lentz, Arne
24	31	6,44	4,8137	30,8530	68,56	170 Brodda, Fred
25	29	6,07	4,7776	30,6218	68,05	16 Burkhart, Helmut
26	35	7,36	4,7554	30,4798	67,73	124 Thiel, Frank
27	33	7,03	4,6942	30,0871	66,86	127 Trautvetter, Ingo
28	27	5,83	4,6312	29,6836	65,96	123 Tann von der, Joachim
29	43	9,41	4,5696	29,2887	65,09	122 Strub, Lothar
30	37	8,13	4,5510	29,1697	64,82	263 Schulte, Andreas
31	35	7,85	4,4586	28,5772	63,50	139 Wiegand, Maximilian
32	35	7,91	4,4248	28,3604	63,02	25 Dell, Andreas
33	35	7,97	4,3915	28,1469	62,55	135 Wefing, Tino
34	31	7,22	4,2936	27,5198	61,16	63 Kruegel, Pascal
35	27	6,32	4,2722	27,3822	60,85	73 Lemke, Klaus
36	29	6,90	4,2029	26,9383	59,86	152 Hellwig-Bürgel, Thomas
37	35	8,34	4,1966	26,8982	59,77	224 Möller, Thorsten
38	31	7,68	4,0365	25,8715	57,49	141 Wittman, Horst
39	31	7,68	4,0365	25,8715	57,49	137 Wessely, René
40	33	8,40	3,9286	25,1800	55,96	182 Lux, Oliver J.
41	37	9,64	3,8382	24,6006	54,67	36 Fiederling, Volker
42	43	11,25	3,8222	24,4984	54,44	160 Reichart, Jochen
43	29	7,71	3,7613	24,1082	53,57	175 Götz, Torsten
44	29	7,74	3,7468	24,0148	53,37	27 Eggert, Kurt
45	25	6,68	3,7425	23,9875	53,31	265 Löffler, Volker
46	26	7,02	3,7037	23,7387	52,75	165 Trautvetter, Stefan

PRODUCTION -- Overall Stage Results**DM IPSC Modified/Production 2006**


Printed August 14, 2006 at 18:18

**Stage 9 -- 9**

	PTS	TIME	HIT FACTOR	STAGE POINTS	STAGE PERCENT	COMPETITOR # Name
47	37	10,03	3,6889	23,6441	52,54	78 Ludden, Volker
48	39	10,76	3,6245	23,2313	51,63	9 Bluhm, Robert
49	33	9,14	3,6105	23,1414	51,43	216 Forster, Stefan
50	28	7,78	3,5990	23,0675	51,26	84 Mueller, Joerg
51	33	9,26	3,5637	22,8415	50,76	172 Dietrich, Armin
52	39	10,95	3,5616	22,8282	50,73	179 Könnecke, Ralf
53	31	8,76	3,5388	22,6819	50,40	44 Gülle, Christian
54	35	9,97	3,5105	22,5006	50,00	61 Krause, Frank
55	18	5,16	3,4884	22,3586	49,69	69 Kummer, Steven
56	35	10,22	3,4247	21,9502	48,78	6 Beynio, Fred
57	37	10,85	3,4101	21,8571	48,57	188 Schürmann, Heinz
58	33	9,75	3,3846	21,6936	48,21	246 Burkowski, Ralf
59	27	8,00	3,3750	21,6319	48,07	125 Thiesen, Winfried
60	33	9,78	3,3742	21,6270	48,06	151 Heiss, Andreas
61	29	8,60	3,3721	21,6133	48,03	58 Köllner, Rainer
62	29	8,69	3,3372	21,3895	47,53	157 Kunz, Reinhard
63	27	8,10	3,3333	21,3649	47,48	47 Haug, Axel
64	27	8,13	3,3210	21,2860	47,30	20 Couck, Juergen
65	31	9,40	3,2979	21,1376	46,97	173 Drott, Markus
66	24	7,37	3,2564	20,8721	46,38	102 Scheibach, Sascha
67	29	9,00	3,2222	20,6527	45,89	110 Schreiner, Michael
68	35	10,87	3,2199	20,6376	45,86	118 Stief, Mathias
69	18	5,60	3,2143	20,6018	45,78	233 Ivanov, Sergey
70	37	11,54	3,2062	20,5503	45,67	76 Lisi, Agrippino
71	35	10,98	3,1876	20,4309	45,40	230 Wallroth, Marion
72	33	10,43	3,1640	20,2792	45,06	227 Pache, Helmut
73	33	10,45	3,1579	20,2404	44,98	148 Glende, Helmut
74	20	6,34	3,1546	20,2191	44,93	220 Kurschies, Andreas
75	33	10,69	3,0870	19,7860	43,97	116 Stern, Arno
76	18	5,89	3,0560	19,5875	43,53	121 Stobbe, Markus
77	20	6,61	3,0257	19,3932	43,10	67 Kuhn, Manfred
78	20	6,70	2,9851	19,1327	42,52	138 Wiegand, Max (Sen)
79	18	6,21	2,8986	18,5781	41,28	158 Loch, Marijan
80	37	12,88	2,8727	18,4123	40,92	55 Klemens, Waldemar
81	33	11,70	2,8205	18,0780	40,17	184 Okun, Michael
82	18	6,39	2,8169	18,0548	40,12	99 Ryszka, Marek
83	35	12,88	2,7174	17,4170	38,70	66 Kuhn, Loni
84	18	6,63	2,7149	17,4012	38,67	119 Stolba, Daniel
85	24	8,88	2,7027	17,3229	38,50	106 Schlipf, Thorsten
86	23	8,54	2,6932	17,2620	38,36	168 Wiedemann, Peter
87	31	11,53	2,6886	17,2327	38,29	155 Köhler, Ralph
88	18	6,96	2,5862	16,5762	36,84	13 Brinckmann, Torsten
89	31	12,10	2,5620	16,4209	36,49	239 Westerdorf, Petra
90	20	7,82	2,5575	16,3925	36,43	167 Weuster, Frank
91	18	7,04	2,5568	16,3878	36,42	81 Metzner, Michael
92	18	7,31	2,4624	15,7825	35,07	93 Redder, Sascha

PRODUCTION -- Overall Stage Results**DM IPSC Modified/Production 2006**

Printed August 14, 2006 at 18:18

**Stage 9 -- 9**

	PTS	TIME	HIT FACTOR	STAGE POINTS	STAGE PERCENT	COMPETITOR # Name
93	20	8,18	2,4450	15,6710	34,82	252 Endom, Dirk
94	16	6,67	2,3988	15,3750	34,17	257 Perey, Stefan
95	18	7,64	2,3560	15,1008	33,56	245 Graeff, Harald
96	14	5,96	2,3490	15,0558	33,46	37 Fischinger, Martin
97	29	12,55	2,3108	14,8107	32,91	90 Raab, Klaus
98	35	15,89	2,2026	14,1178	31,37	33 Fajerski, Andreas
99	39	17,82	2,1886	14,0274	31,17	244 Weber, Ralf
100	24	11,10	2,1622	13,8583	30,80	117 Stibig, Gerald
101	18	8,35	2,1557	13,8168	30,70	134 Wedemeier, Gerd
102	12	5,60	2,1429	13,7346	30,52	128 Tutschke, Petra
103	35	16,57	2,1123	13,5384	30,09	86 Nimsch, Marco
104	33	15,80	2,0886	13,3868	29,75	185 Pluto, Gerhard
105	20	9,77	2,0471	13,1207	29,16	164 Streit von, Dietrich
106	16	7,82	2,0460	13,1140	29,14	145 Egerer, Michael
107	16	8,09	1,9778	12,6763	28,17	207 Heidgen, Wilfried
108	18	10,34	1,7408	11,1577	24,79	17 Burkhart, Rita
109	39	22,42	1,7395	11,1494	24,78	107 Schmidt, Tino
110	16	9,25	1,7297	11,0866	24,64	96 Remek, Claudia
111	20	11,83	1,6906	10,8359	24,08	98 Rosinski, Thomas
112	18	10,87	1,6559	10,6136	23,59	87 Norusi, Siamak
113	27	16,43	1,6433	10,5329	23,41	34 Feddern, Lisa
114	14	8,56	1,6355	10,4828	23,30	236 Klingberg, Anja
115	27	16,52	1,6344	10,4755	23,28	195 Redies, Oliver
116	12	7,37	1,6282	10,4360	23,19	129 Uecker, Ulrich
117	20	13,11	1,5256	9,7780	21,73	133 Wechsung, Jens
118	17	11,50	1,4783	9,4749	21,06	39 Fransis, Gregory
119	11	7,45	1,4765	9,4636	21,03	40 Freitag, Andreas
120	14	9,57	1,4629	9,3764	20,84	29 Eid, Michael
121	20	14,33	1,3957	8,9455	19,88	234 LisiMager, Uta
122	20	14,45	1,3841	8,8712	19,71	243 Platten, Andreas
123	10	7,41	1,3495	8,6497	19,22	100 Seeger, Eugen
124	8	6,17	1,2966	8,3105	18,47	7 Biedermann, Wolfgang
125	20	15,70	1,2739	8,1649	18,14	142 Wohlmuth, Markus
126	12	11,36	1,0563	6,7706	15,05	191 Tauschwitz, Christian
127	11	10,60	1,0377	6,6513	14,78	136 Wendemuth, Rolf
128	14	13,78	1,0160	6,5118	14,47	43 Götz, Helmut
129	7	7,42	0,9434	6,0467	13,44	45 Haarmann, Claude
130	14	15,54	0,9009	5,7743	12,83	214 Benthien, Horst
131	8	9,13	0,8762	5,6162	12,48	149 Haeussler, Wolfgang
132	16	18,77	0,8524	5,4636	12,14	201 Schroeder, Stephan
133	13	15,87	0,8192	5,2503	11,67	64 Ksycki, André
134	9	11,13	0,8086	5,1829	11,52	242 Staade, Michael
135	7	8,77	0,7982	5,1159	11,37	103 Scheper, Hubert
136	5	6,30	0,7937	5,0869	11,30	187 Spoerner, Oliver
137	12	15,59	0,7697	4,9335	10,96	169 Wiegand, Frank
138	14	19,93	0,7025	4,5024	10,01	192 Walter Dr., Hans-Hermann

PRODUCTION -- Overall Stage Results

DM IPSC Modified/Production 2006

Printed August 14, 2006 at 18:18




Stage 9 -- 9

	PTS	TIME	HIT FACTOR	STAGE POINTS	STAGE PERCENT	COMPETITOR # Name
139	5	8,43	0,5931	3,8016	8,45	162 Schmickler, Friedrich
140	11	20,86	0,5273	3,3799	7,51	178 Könnecke, Annett
141	5	9,59	0,5214	3,3417	7,43	213 Weinsheimer, Wolfgang
142	3	5,77	0,5199	3,3325	7,41	11 Boss, Dirk
143	3	6,13	0,4894	3,1368	6,97	177 Klose, Jens
144	5	11,12	0,4496	2,8820	6,40	159 Oezkan, Nevzat
145	3	9,34	0,3212	2,0587	4,57	53 Kelterbaum, Reinhard
146	3	9,83	0,3052	1,9561	4,35	140 Wissgott, Thomas
147	3	11,90	0,2521	1,6158	3,59	153 Kaiser, Harry
148	3	13,27	0,2261	1,4490	3,22	18 Craiu, Adrian
149	1	5,02	0,1992	1,2768	2,84	190 Tagliamonte, Raffaele
150	1	8,38	0,1193	0,7649	1,70	166 Unger, Robert
151	1	10,85	0,0922	0,5907	1,31	2 Anschuetz, Friedbert
152	1	15,07	0,0664	0,4253	0,95	91 Raab, Martina
153	0	11,95	0,0000	0,0000	0,00	35 Fickinger, Tilo
154	0	14,10	0,0000	0,0000	0,00	256 Zanger (SA), Arno
155	0	6,36	0,0000	0,0000	0,00	266 Steffl, Florian
156	0	16,14	0,0000	0,0000	0,00	62 Krueger, Donald
157	0	5,15	0,0000	0,0000	0,00	240 Plateus, Raymond
158	0	12,14	0,0000	0,0000	0,00	59 Koch, Jürgen
159	0	6,78	0,0000	0,0000	0,00	85 Netz, Konrad
160	0	8,01	0,0000	0,0000	0,00	75 Lingnau, Sven
161	0	7,80	0,0000	0,0000	0,00	267 Gössl, Mario
162	0	5,50	0,0000	0,0000	0,00	120 Stolzer, Andy
163	0	6,01	0,0000	0,0000	0,00	144 Bowakow, Ludwig
164	0	6,17	0,0000	0,0000	0,00	238 Gruenaug, Gerhard
165	0	9,64	0,0000	0,0000	0,00	198 Cress, Joerg
166	0	10,02	0,0000	0,0000	0,00	114 Steinhorst, Peter
167	0	9,54	0,0000	0,0000	0,00	97 Rogmann, Jürgen
168	0	26,94	0,0000	0,0000	0,00	130 Wallbaum, Stefan
169	0	12,88	0,0000	0,0000	0,00	264 Schulte, Nico
170	0	12,04	0,0000	0,0000	0,00	65 Kuebel, Manfred
171	0	8,51	0,0000	0,0000	0,00	19 Cortens, Emiel

MODIFIED -- Overall Stage Results**DM IPSC Modified/Production 2006**

Printed August 14, 2006 at 18:18


**Stage 9 -- 9**

	PTS	TIME	HIT FACTOR	STAGE POINTS	STAGE PERCENT	COMPETITOR # Name
1	41	4,55	9,0110	45,0000	100,00	38 Flaß, Jürgen
2	36	4,16	8,6538	43,2165	96,04	180 Kosiol, Timo
3	41	4,79	8,5595	42,7453	94,99	23 Damm, Oliver
4	40	4,75	8,4211	42,0539	93,45	260 Midgley, Gregory
5	44	5,85	7,5214	37,5610	83,47	42 Gnoth, Guido
6	35	4,69	7,4627	37,2679	82,82	126 Thomas, Stefan
7	37	5,42	6,8266	34,0912	75,76	4 Astroth, Marcus
8	40	5,96	6,7114	33,5161	74,48	143 Blank, Andreas
9	33	4,95	6,6667	33,2927	73,98	10 Bösch, Chris
10	35	5,38	6,5056	32,4882	72,20	225 Nothnagel, Wolfgang
11	39	6,33	6,1611	30,7681	68,37	262 Itani, Marwan
12	36	6,01	5,9900	29,9136	66,47	189 Sturm, Thomas
13	41	6,96	5,8908	29,4181	65,37	57 Knapstein, Paul
14	29	5,14	5,6420	28,1757	62,61	112 Schwichtenberg, Andreas
15	41	8,13	5,0431	25,1845	55,97	197 Cress8301, Sven
16	25	5,11	4,8924	24,4320	54,29	72 Leenen, Hans
17	24	4,92	4,8780	24,3605	54,13	3 Arnolds, Frank
18	37	7,66	4,8303	24,1220	53,60	204 Luerssen, Klaus
19	37	7,74	4,7804	23,8727	53,05	222 van der Linde, Geert
20	22	4,89	4,4990	22,4675	49,93	48 Huber, Udo
21	37	8,25	4,4848	22,3969	49,77	89 Piesnack, Reinhardt
22	35	8,39	4,1716	20,8327	46,29	30 Englisch, Claus
23	20	4,85	4,1237	20,5934	45,76	105 Schlette, Karsten
24	37	9,02	4,1020	20,4850	45,52	115 Stenmans, Johannes
25	35	10,89	3,2140	16,0502	35,67	88 Nothnagel, Nils
26	21	6,63	3,1674	15,8178	35,15	254 Klopfer, Olav
27	37	11,88	3,1145	15,5534	34,56	250 Litterst, Detlef
28	20	6,50	3,0769	15,3659	34,15	49 Joaquin, Chris
29	22	7,36	2,9891	14,9274	33,17	237 Kratka, Josef Dr.
30	29	10,39	2,7911	13,9387	30,97	79 Maier, Wolfgang
31	23	8,46	2,7187	13,5768	30,17	183 Ohters, Hans
32	21	7,74	2,7132	13,5493	30,11	228 Winkler, Oliver
33	23	8,61	2,6713	13,3403	29,65	247 Stuber, Ruediger
34	21	7,91	2,6549	13,2581	29,46	223 van der Linde, Richard
35	24	9,65	2,4870	12,4201	27,60	108 Schöberl, Andreas
36	26	10,95	2,3744	11,8577	26,35	147 Gickel, Norbert
37	31	13,95	2,2222	11,0976	24,66	259 Angelo, Michael
38	16	8,55	1,8713	9,3453	20,77	21 Dahmen, Heinz-Jürgen
39	16	9,36	1,7094	8,5366	18,97	202 Weber, Torben
40	7	4,19	1,6706	8,3430	18,54	206 Fabricius, Georg
41	23	14,05	1,6370	8,1751	18,17	219 MariackKraft, Christel
42	20	12,88	1,5528	7,7545	17,23	221 van der Linde, Ben
43	33	22,47	1,4686	7,3342	16,30	80 Malz, Kerstin
44	6	4,91	1,2220	6,1025	13,56	241 Defegnee, Alphonse
45	8	7,04	1,1364	5,6749	12,61	71 Layher, Edgar
46	7	15,69	0,4461	2,2280	4,95	203 Jürgens, Hans-Joachim

MODIFIED -- Overall Stage Results

DM IPSC Modified/Production 2006

Printed August 14, 2006 at 18:18



Stage 9 -- 9

	PTS	TIME	HIT FACTOR	STAGE POINTS	STAGE PERCENT	COMPETITOR # Name
47	0	8,53	0,0000	0,0000	0,00	109 Schöberl, Marion
48	0	9,24	0,0000	0,0000	0,00	82 MeyerModi, Werner

PRODUCTION -- Overall Stage Results**DM IPSC Modified/Production 2006**

Printed August 14, 2006 at 18:18

**Stage 10 -- 10**

	PTS	TIME	HIT FACTOR	STAGE POINTS	STAGE PERCENT	COMPETITOR # Name
1	43	5,80	7,4138	45,0000	100,00	167 Weuster, Frank
2	43	5,89	7,3005	44,3124	98,47	107 Schmidt, Tino
3	43	6,12	7,0261	42,6471	94,77	1 Albert, Gerard
4	43	6,20	6,9355	42,0968	93,55	8 Blazicek, Johannes
5	39	5,64	6,9149	41,9718	93,27	210 Tigges, Jens
6	37	5,40	6,8519	41,5891	92,42	229 Bettermann, Heribert
7	45	6,67	6,7466	40,9505	91,00	128 Tutschke, Petra
8	45	6,73	6,6865	40,5854	90,19	74 Lentz, Arne
9	43	6,71	6,4083	38,8972	86,44	146 Eßen van, Olaf
10	39	6,11	6,3830	38,7432	86,10	46 Haben, Jörg
11	41	6,46	6,3467	38,5233	85,61	137 Wessely, René
12	41	6,56	6,2500	37,9360	84,30	139 Wiegand, Maximilian
13	45	7,23	6,2241	37,7786	83,95	255 Bätther, Richard
14	41	6,64	6,1747	37,4790	83,29	182 Lux, Oliver J.
15	41	6,73	6,0921	36,9778	82,17	158 Loch, Marijan
16	39	6,49	6,0092	36,4747	81,05	253 Ergler, Manfred
17	41	6,84	5,9942	36,3831	80,85	138 Wiegand, Max (Sen)
18	41	6,94	5,9078	35,8589	79,69	81 Metzner, Michael
19	41	6,95	5,8993	35,8073	79,57	111 Schütz, Michael
20	39	6,62	5,8912	35,7584	79,46	92 Rauer, Dietmar
21	41	6,99	5,8655	35,6024	79,12	127 Trautvetter, Ingo
22	41	7,06	5,8074	35,2494	78,33	154 Köhler, Andreas Peter
23	43	7,49	5,7410	34,8465	77,44	220 Kurschies, Andreas
24	41	7,24	5,6630	34,3730	76,38	233 Ivanov, Sergey
25	35	6,20	5,6452	34,2648	76,14	28 Eggert, Timm
26	45	8,04	5,5970	33,9726	75,49	240 Plateus, Raymond
27	39	6,98	5,5874	33,9142	75,36	141 Wittman, Horst
28	43	7,72	5,5699	33,8083	75,13	53 Kelterbaum, Reinhard
29	41	7,45	5,5034	33,4041	74,23	205 Eichstaedt, Gottfried
30	39	7,13	5,4698	33,2007	73,78	263 Schulte, Andreas
31	43	7,94	5,4156	32,8715	73,05	187 Spoerner, Oliver
32	45	8,31	5,4152	32,8688	73,04	212 Cokaiko, Michel
33	43	8,01	5,3683	32,5843	72,41	207 Heidgen, Wilfried
34	39	7,27	5,3645	32,5613	72,36	170 Brodda, Fred
35	43	8,04	5,3483	32,4627	72,14	45 Haarmann, Claude
36	41	7,67	5,3455	32,4460	72,10	123 Tann von der, Joachim
37	43	8,09	5,3152	32,2621	71,69	124 Thiel, Frank
38	45	8,47	5,3129	32,2479	71,66	99 Ryzka, Marek
39	41	7,79	5,2632	31,9461	70,99	78 Ludden, Volker
40	41	7,83	5,2363	31,7829	70,63	11 Boss, Dirk
41	39	7,46	5,2279	31,7320	70,52	24 Dartois, Jean
42	39	7,46	5,2279	31,7320	70,52	36 Fiederling, Volker
43	43	8,23	5,2248	31,7132	70,47	165 Trautvetter, Stefan
44	43	8,29	5,1870	31,4837	69,96	120 Stolzer, Andy
45	45	8,74	5,1487	31,2517	69,45	16 Burkhart, Helmut
46	43	8,36	5,1435	31,2201	69,38	131 Walter, Michael

PRODUCTION -- Overall Stage Results**DM IPSC Modified/Production 2006**

Printed August 14, 2006 at 18:18

**Stage 10 -- 10**

	PTS	TIME	HIT FACTOR	STAGE POINTS	STAGE PERCENT	COMPETITOR # Name
47	43	8,40	5,1190	31,0714	69,05	69 Kummer, Steven
48	41	8,08	5,0743	30,7996	68,44	102 Scheibach, Sascha
49	41	8,09	5,0680	30,7615	68,36	136 Wendemuth, Rolf
50	41	8,23	4,9818	30,2382	67,20	129 Uecker, Ulrich
51	39	7,86	4,9618	30,1172	66,93	85 Netz, Konrad
52	37	7,51	4,9268	29,9043	66,45	31 Etges, Michael
53	43	8,78	4,8975	29,7267	66,06	168 Wiedemann, Peter
54	41	8,49	4,8292	29,3122	65,14	245 Graeff, Harald
55	43	8,91	4,8260	29,2929	65,10	20 Couck, Juergen
56	41	8,51	4,8179	29,2433	64,99	100 Seeger, Eugen
57	37	7,69	4,8114	29,2043	64,90	84 Mueller, Joerg
58	39	8,16	4,7794	29,0099	64,47	264 Schulte, Nico
59	43	9,01	4,7725	28,9678	64,37	47 Haug, Axel
60	41	8,79	4,6644	28,3118	62,92	251 Jesch, Rado
61	43	9,25	4,6486	28,2162	62,70	148 Glende, Helmut
62	39	8,41	4,6373	28,1476	62,55	25 Dell, Andreas
63	37	7,98	4,6366	28,1430	62,54	68 Kummer, Patrick
64	41	9,01	4,5505	27,6205	61,38	40 Freitag, Andreas
65	45	9,92	4,5363	27,5342	61,19	19 Cortens, Emiel
66	43	9,50	4,5263	27,4737	61,05	61 Krause, Frank
67	39	8,64	4,5139	27,3983	60,89	44 Gülle, Christian
68	37	8,23	4,4957	27,2881	60,64	67 Kuhn, Manfred
69	37	8,26	4,4794	27,1890	60,42	73 Lemke, Klaus
70	43	9,66	4,4513	27,0186	60,04	155 Köhler, Ralph
71	39	8,82	4,4218	26,8391	59,64	243 Platten, Andreas
72	39	8,98	4,3430	26,3609	58,58	59 Koch, Jürgen
73	41	9,53	4,3022	26,1134	58,03	152 Hellwig-Bürgel, Thomas
74	39	9,13	4,2716	25,9278	57,62	58 Köllner, Rainer
75	41	9,61	4,2664	25,8960	57,55	119 Stolba, Daniel
76	37	8,72	4,2431	25,7547	57,23	76 Lisi, Agrippino
77	41	9,67	4,2399	25,7353	57,19	106 Schlipf, Thorsten
78	41	9,78	4,1922	25,4459	56,55	185 Pluto, Gerhard
79	35	8,43	4,1518	25,2007	56,00	96 Remek, Claudia
80	43	10,49	4,0991	24,8808	55,29	6 Beynio, Fred
81	39	9,53	4,0923	24,8396	55,20	166 Unger, Robert
82	37	9,06	4,0839	24,7882	55,08	173 Drott, Markus
83	33	8,22	4,0146	24,3677	54,15	177 Klose, Jens
84	31	7,73	4,0103	24,3419	54,09	103 Scheper, Hubert
85	41	10,23	4,0078	24,3265	54,06	144 Bowakow, Ludwig
86	43	10,76	3,9963	24,2565	53,90	184 Okun, Michael
87	39	9,86	3,9554	24,0082	53,35	162 Schmickler, Friedrich
88	43	11,07	3,8844	23,5772	52,39	175 Götz, Torsten
89	41	10,57	3,8789	23,5440	52,32	213 Weinsheimer, Wolfgang
90	39	10,09	3,8652	23,4609	52,14	117 Stibig, Gerald
91	37	9,58	3,8622	23,4427	52,09	216 Forster, Stefan
92	26	6,74	3,8576	23,4145	52,03	265 Löffler, Volker

PRODUCTION -- Overall Stage Results**DM IPSC Modified/Production 2006**

Printed August 14, 2006 at 18:18

**Stage 10 -- 10**

	PTS	TIME	HIT FACTOR	STAGE POINTS	STAGE PERCENT	COMPETITOR # Name
93	41	10,63	3,8570	23,4111	52,02	37 Fischinger, Martin
94	45	11,68	3,8527	23,3852	51,97	224 Möller, Thorsten
95	45	11,73	3,8363	23,2856	51,75	9 Bluhm, Robert
96	39	10,19	3,8273	23,2307	51,62	201 Schroeder, Stephan
97	37	9,67	3,8263	23,2246	51,61	110 Schreiner, Michael
98	39	10,20	3,8235	23,2079	51,57	252 Endom, Dirk
99	39	10,24	3,8086	23,1173	51,37	35 Fickinger, Tilo
100	41	10,78	3,8033	23,0854	51,30	238 Gruenaug, Gerhard
101	43	11,35	3,7885	22,9956	51,10	26 Donot, Marc
102	45	12,07	3,7283	22,6296	50,29	172 Dietrich, Armin
103	41	11,01	3,7239	22,6031	50,23	179 Könnecke, Ralf
104	27	7,27	3,7139	22,5425	50,09	190 Tagliamonte, Raffaele
105	41	11,07	3,7037	22,4806	49,96	164 Streit von, Dietrich
106	43	11,63	3,6973	22,4420	49,87	230 Wallroth, Marion
107	43	11,67	3,6847	22,3650	49,70	133 Wechsung, Jens
108	39	10,64	3,6654	22,2482	49,44	13 Brinckmann, Torsten
109	31	8,56	3,6215	21,9816	48,85	63 Kruegel, Pascal
110	24	6,64	3,6145	21,9389	48,75	50 Kahl, Michael
111	43	11,90	3,6134	21,9328	48,74	33 Fajerski, Andreas
112	41	11,37	3,6060	21,8875	48,64	239 Westerdorf, Petra
113	35	9,74	3,5934	21,8113	48,47	62 Krueger, Donald
114	45	12,66	3,5545	21,5750	47,94	153 Kaiser, Harry
115	37	10,46	3,5373	21,4705	47,71	246 Burkowski, Ralf
116	41	11,70	3,5043	21,2701	47,27	43 Götz, Helmut
117	41	11,82	3,4687	21,0542	46,79	75 Lingnau, Sven
118	37	10,70	3,4579	20,9889	46,64	29 Eid, Michael
119	37	10,92	3,3883	20,5661	45,70	257 Perey, Stefan
120	26	7,82	3,3248	20,1808	44,85	27 Eggert, Kurt
121	24	7,27	3,3012	20,0377	44,53	121 Stobbe, Markus
122	35	10,73	3,2619	19,7989	44,00	159 Oezkan, Nevzat
123	28	8,59	3,2596	19,7850	43,97	142 Wohlmuth, Markus
124	28	8,61	3,2520	19,7391	43,86	151 Heiss, Andreas
125	22	6,78	3,2448	19,6954	43,77	64 Ksycki, André
126	39	12,15	3,2099	19,4832	43,30	191 Tauschwitz, Christian
127	39	12,20	3,1967	19,4034	43,12	98 Rosinski, Thomas
128	35	11,04	3,1703	19,2429	42,76	114 Steinhorst, Peter
129	43	13,60	3,1618	19,1912	42,65	130 Wallbaum, Stefan
130	39	12,38	3,1502	19,1212	42,49	55 Klemens, Waldemar
131	43	13,94	3,0846	18,7231	41,61	256 Zanger (SA), Arno
132	35	11,54	3,0329	18,4092	40,91	7 Biedermann, Wolfgang
133	43	14,23	3,0218	18,3415	40,76	244 Weber, Ralf
134	24	7,96	3,0151	18,3008	40,67	157 Kunz, Reinhard
135	45	15,30	2,9412	17,8523	39,67	227 Pache, Helmut
136	28	9,58	2,9228	17,7404	39,42	87 Norusi, Siamak
137	35	12,04	2,9070	17,6447	39,21	140 Wissgott, Thomas
138	41	14,16	2,8955	17,5749	39,06	195 Redies, Oliver

PRODUCTION -- Overall Stage Results**DM IPSC Modified/Production 2006**

Printed August 14, 2006 at 18:18

**Stage 10 -- 10**

	PTS	TIME	HIT FACTOR	STAGE POINTS	STAGE PERCENT	COMPETITOR # Name
139	26	9,06	2,8698	17,4188	38,71	134 Wedemeier, Gerd
140	26	9,33	2,7867	16,9147	37,59	116 Stern, Arno
141	28	10,06	2,7833	16,8940	37,54	56 Klossek, Guido
142	26	9,58	2,7140	16,4733	36,61	236 Klingberg, Anja
143	26	9,69	2,6832	16,2863	36,19	169 Wiegand, Frank
144	37	13,98	2,6466	16,0645	35,70	149 Haeussler, Wolfgang
145	37	14,45	2,5606	15,5420	34,54	93 Redder, Sascha
146	41	16,08	2,5498	15,4764	34,39	34 Feddern, Lisa
147	39	15,35	2,5407	15,4216	34,27	90 Raab, Klaus
148	24	9,59	2,5026	15,1902	33,76	18 Craiu, Adrian
149	43	17,25	2,4928	15,1304	33,62	214 Benthien, Horst
150	43	17,83	2,4117	14,6382	32,53	97 Rogmann, Jürgen
151	26	10,81	2,4052	14,5989	32,44	65 Kuebel, Manfred
152	45	19,13	2,3523	14,2781	31,73	86 Nimsch, Marco
153	24	10,24	2,3438	14,2260	31,61	188 Schürmann, Heinz
154	28	12,19	2,2970	13,9420	30,98	122 Strub, Lothar
155	22	9,58	2,2965	13,9389	30,98	17 Burkhardt, Rita
156	28	12,22	2,2913	13,9078	30,91	39 Fransis, Gregory
157	35	15,30	2,2876	13,8851	30,86	91 Raab, Martina
158	31	13,71	2,2611	13,7245	30,50	242 Staade, Michael
159	22	10,83	2,0314	12,3301	27,40	66 Kuhn, Loni
160	28	15,03	1,8629	11,3076	25,13	160 Reichart, Jochen
161	37	20,69	1,7883	10,8546	24,12	178 Könnecke, Annett
162	13	7,56	1,7196	10,4374	23,19	118 Stief, Mathias
163	22	13,00	1,6923	10,2719	22,83	198 Cress, Joerg
164	18	10,79	1,6682	10,1257	22,50	145 Egerer, Michael
165	24	15,00	1,6000	9,7116	21,58	234 LisiMager, Uta
166	41	25,96	1,5794	9,5863	21,30	2 Anschuetz, Friedbert
167	11	8,95	1,2291	7,4600	16,58	135 Wefing, Tino
168	11	9,60	1,1458	6,9549	15,46	267 Gössl, Mario
169	11	9,63	1,1423	6,9333	15,41	125 Thiesen, Winfried
170	31	28,60	1,0839	6,5791	14,62	192 Walter Dr., Hans-Hermann
171	11	12,03	0,9144	5,5501	12,33	266 Steffl, Florian

MODIFIED -- Overall Stage Results**DM IPSC Modified/Production 2006**

Printed August 14, 2006 at 18:18

**Stage 10 -- 10**

	PTS	TIME	HIT FACTOR	STAGE POINTS	STAGE PERCENT	COMPETITOR # Name
1	45	5,71	7,8809	45,0000	100,00	225 Nothnagel, Wolfgang
2	43	5,48	7,8467	44,8047	99,57	206 Fabricius, Georg
3	45	5,74	7,8397	44,7648	99,48	23 Damm, Oliver
4	45	5,89	7,6401	43,6248	96,94	126 Thomas, Stefan
5	40	5,42	7,3801	42,1402	93,64	228 Winkler, Oliver
6	41	5,57	7,3609	42,0305	93,40	88 Nothnagel, Nils
7	41	5,65	7,2566	41,4354	92,08	10 Bösch, Chris
8	40	5,55	7,2072	41,1531	91,45	180 Kosiol, Timo
9	41	6,00	6,8333	39,0183	86,71	105 Schlette, Karsten
10	41	6,00	6,8333	39,0183	86,71	254 Klopfer, Olav
11	42	6,15	6,8293	38,9951	86,66	260 Midgley, Gregory
12	44	6,46	6,8111	38,8916	86,43	72 Leenen, Hans
13	39	5,86	6,6553	38,0017	84,45	3 Arnolds, Frank
14	45	6,81	6,6079	37,7313	83,85	262 Itani, Marwan
15	40	6,14	6,5147	37,1987	82,66	38 Flaß, Jürgen
16	44	7,22	6,0942	34,7978	77,33	147 Gickel, Norbert
17	42	6,97	6,0258	34,4075	76,46	4 Astroth, Marcus
18	42	7,01	5,9914	34,2111	76,02	241 Defegnee, Alphonse
19	39	6,61	5,9002	33,6899	74,87	49 Joaquin, Chris
20	40	6,96	5,7471	32,8161	72,92	115 Stenmans, Johannes
21	43	7,82	5,4987	31,3977	69,77	143 Blank, Andreas
22	42	7,67	5,4759	31,2673	69,48	223 van der Linde, Richard
23	38	6,95	5,4676	31,2201	69,38	189 Sturm, Thomas
24	30	5,65	5,3097	30,3186	67,37	42 Gnoth, Guido
25	43	8,31	5,1745	29,5463	65,66	48 Huber, Udo
26	41	7,99	5,1314	29,3004	65,11	71 Layher, Edgar
27	41	8,55	4,7953	27,3813	60,85	237 Kratka, Josef Dr.
28	43	8,97	4,7938	27,3724	60,83	80 Malz, Kerstin
29	33	7,08	4,6610	26,6144	59,14	112 Schwichtenberg, Andreas
30	41	8,82	4,6485	26,5431	58,98	21 Dahmen, Heinz-Jörgen
31	42	9,89	4,2467	24,2487	53,89	222 van der Linde, Geert
32	45	10,72	4,1978	23,9692	53,26	219 MariackKraft, Christel
33	41	9,81	4,1794	23,8644	53,03	79 Maier, Wolfgang
34	39	9,73	4,0082	22,8869	50,86	183 Ohters, Hans
35	41	10,51	3,9010	22,2750	49,50	30 Englisch, Claus
36	43	11,52	3,7326	21,3134	47,36	89 Piesnack, Reinhardt
37	42	11,46	3,6649	20,9267	46,50	259 Angelo, Michael
38	28	7,81	3,5851	20,4712	45,49	82 MeyerModi, Werner
39	41	11,59	3,5375	20,1993	44,89	250 Litterst, Detlef
40	38	10,84	3,5055	20,0166	44,48	108 Schöberl, Andreas
41	28	8,56	3,2710	18,6776	41,51	57 Knapstein, Paul
42	39	12,04	3,2392	18,4958	41,10	221 van der Linde, Ben
43	37	11,71	3,1597	18,0418	40,09	202 Weber, Torben
44	42	13,77	3,0501	17,4161	38,70	197 Cress8301, Sven
45	44	18,40	2,3913	13,6543	30,34	204 Luerssen, Klaus
46	13	10,90	1,1927	6,8101	15,13	109 Schöberl, Marion

MODIFIED -- Overall Stage Results

DM IPSC Modified/Production 2006

Printed August 14, 2006 at 18:18



Stage 10 -- 10

	PTS	TIME	HIT FACTOR	STAGE POINTS	STAGE PERCENT	COMPETITOR # Name
47	13	15,58	0,8344	4,7644	10,59	247 Stuber, Ruediger
48	0	16,59	0,0000	0,0000	0,00	203 Jürgens, Hans-Joachim

PRODUCTION -- Overall Stage Results

DM IPSC Modified/Production 2006

Printed August 14, 2006 at 18:18



Stage 11 -- 11

	PTS	TIME	HIT FACTOR	STAGE POINTS	STAGE PERCENT	COMPETITOR # Name
1	130	23,49	5,5343	150,0000	100,00	8 Blazicek, Johannes
2	126	23,77	5,3008	143,6721	95,78	107 Schmidt, Tino
3	134	25,31	5,2944	143,4973	95,66	28 Eggert, Timm
4	136	25,79	5,2734	142,9284	95,29	154 Köhler, Andreas Peter
5	124	24,23	5,1176	138,7073	92,47	265 Löffler, Volker
6	126	24,69	5,1033	138,3185	92,21	123 Tann von der, Joachim
7	130	25,50	5,0980	138,1765	92,12	229 Bettermann, Heribert
8	142	28,37	5,0053	135,6625	90,44	127 Trautvetter, Ingo
9	126	25,40	4,9606	134,4521	89,63	210 Tigges, Jens
10	128	26,16	4,8930	132,6182	88,41	131 Walter, Michael
11	132	27,02	4,8853	132,4096	88,27	253 Ergler, Manfred
12	128	26,36	4,8558	131,6120	87,74	205 Eichstaedt, Gottfried
13	123	25,99	4,7326	128,2714	85,51	111 Schütz, Michael
14	134	28,32	4,7316	128,2456	85,50	46 Haben, Jörg
15	136	28,76	4,7288	128,1684	85,45	63 Kruegel, Pascal
16	142	30,08	4,7207	127,9503	85,30	141 Wittman, Horst
17	130	27,75	4,6847	126,9730	84,65	146 Eßen van, Olaf
18	126	27,22	4,6289	125,4623	83,64	190 Tagliamonte, Raffaele
19	124	26,79	4,6286	125,4527	83,64	128 Tutschke, Petra
20	136	29,63	4,5899	124,4051	82,94	1 Albert, Gerard
21	130	28,35	4,5855	124,2857	82,86	158 Loch, Marijan
22	132	29,13	4,5314	122,8187	81,88	220 Kurschies, Andreas
23	128	28,46	4,4975	121,9007	81,27	182 Lux, Oliver J.
24	130	29,15	4,4597	120,8748	80,58	251 Jesch, Rado
25	125	28,18	4,4358	120,2264	80,15	233 Ivanov, Sergey
26	126	28,46	4,4273	119,9959	80,00	263 Schulte, Andreas
27	117	26,43	4,4268	119,9830	79,99	74 Lentz, Arne
28	128	28,96	4,4199	119,7960	79,86	85 Netz, Konrad
29	122	27,75	4,3964	119,1592	79,44	45 Haarmann, Claude
30	115	26,32	4,3693	118,4249	78,95	167 Weuster, Frank
31	140	32,19	4,3492	117,8794	78,59	121 Stobbe, Markus
32	124	28,55	4,3433	117,7190	78,48	81 Metzner, Michael
33	132	30,74	4,2941	116,3861	77,59	120 Stolzer, Andy
34	116	27,14	4,2741	115,8455	77,23	69 Kummer, Steven
35	106	24,91	4,2553	115,3355	76,89	68 Kummer, Patrick
36	128	30,10	4,2525	115,2589	76,84	152 Hellwig-Bürgel, Thomas
37	134	31,52	4,2513	115,2257	76,82	16 Burkhart, Helmut
38	128	30,16	4,2440	115,0296	76,69	31 Etges, Michael
39	117	27,68	4,2269	114,5647	76,38	144 Bowakow, Ludwig
40	124	29,47	4,2077	114,0440	76,03	53 Kelterbaum, Reinhard
41	114	27,51	4,1439	112,3169	74,88	138 Wiegand, Max (Sen)
42	123	29,69	4,1428	112,2861	74,86	26 Donot, Marc
43	124	30,39	4,0803	110,5915	73,73	50 Kahl, Michael
44	124	30,90	4,0129	108,7663	72,51	255 Bäter, Richard
45	119	30,03	3,9627	107,4045	71,60	245 Graeff, Harald
46	128	32,31	3,9616	107,3752	71,58	78 Ludden, Volker

PRODUCTION -- Overall Stage Results**DM IPSC Modified/Production 2006**

Printed August 14, 2006 at 18:18

**Stage 11 -- 11**

	PTS	TIME	HIT FACTOR	STAGE POINTS	STAGE PERCENT	COMPETITOR # Name
47	134	33,95	3,9470	106,9784	71,32	187 Spoerner, Oliver
48	130	33,02	3,9370	106,7081	71,14	165 Trautvetter, Stefan
49	113	28,83	3,9195	106,2343	70,82	139 Wiegand, Maximilian
50	128	32,80	3,9024	105,7711	70,51	36 Fiederling, Volker
51	124	31,88	3,8896	105,4227	70,28	56 Klossek, Guido
52	119	30,83	3,8599	104,6175	69,75	170 Brodda, Fred
53	144	37,42	3,8482	104,3013	69,53	13 Brinckmann, Torsten
54	130	33,86	3,8393	104,0608	69,37	61 Krause, Frank
55	120	31,38	3,8241	103,6476	69,10	207 Heidgen, Wilfried
56	122	32,02	3,8101	103,2689	68,85	44 Gülle, Christian
57	115	30,19	3,8092	103,2442	68,83	92 Rauer, Dietmar
58	132	34,66	3,8084	103,2230	68,82	172 Dietrich, Armin
59	109	28,71	3,7966	102,9021	68,60	103 Scheper, Hubert
60	142	37,68	3,7686	102,1429	68,10	106 Schlipf, Thorsten
61	134	35,60	3,7640	102,0201	68,01	58 Köllner, Rainer
62	126	33,77	3,7311	101,1278	67,42	67 Kuhn, Manfred
63	130	35,01	3,7132	100,6427	67,10	110 Schreiner, Michael
64	128	34,57	3,7026	100,3556	66,90	100 Seeger, Eugen
65	128	35,11	3,6457	98,8121	65,87	252 Endom, Dirk
66	134	36,92	3,6295	98,3726	65,58	230 Wallroth, Marion
67	133	36,69	3,6250	98,2505	65,50	142 Wohlmuth, Markus
68	126	35,52	3,5473	96,1454	64,10	240 Plateus, Raymond
69	136	38,40	3,5417	95,9928	64,00	224 Möller, Thorsten
70	113	31,97	3,5346	95,8003	63,87	99 Ryszka, Marek
71	118	33,44	3,5287	95,6416	63,76	93 Redder, Sascha
72	118	33,92	3,4788	94,2881	62,86	177 Klose, Jens
73	132	38,00	3,4737	94,1502	62,77	243 Platten, Andreas
74	121	35,39	3,4190	92,6693	61,78	75 Lingnau, Sven
75	140	41,15	3,4022	92,2124	61,47	227 Pache, Helmut
76	136	40,18	3,3848	91,7402	61,16	166 Unger, Robert
77	111	33,07	3,3565	90,9745	60,65	137 Wessely, René
78	130	39,02	3,3316	90,2999	60,20	216 Forster, Stefan
79	102	30,71	3,3214	90,0225	60,02	188 Schürmann, Heinz
80	114	34,43	3,3111	89,7426	59,83	136 Wendemuth, Rolf
81	117	35,67	3,2801	88,9024	59,27	20 Couck, Juergen
82	132	40,33	3,2730	88,7108	59,14	124 Thiel, Frank
83	124	37,99	3,2640	88,4674	58,98	40 Freitag, Andreas
84	101	31,03	3,2549	88,2207	58,81	257 Perey, Stefan
85	125	38,54	3,2434	87,9082	58,61	87 Norusi, Siamak
86	118	37,15	3,1763	86,0903	57,39	117 Stibig, Gerald
87	142	45,15	3,1451	85,2436	56,83	179 Könnecke, Ralf
88	103	33,01	3,1203	84,5712	56,38	73 Lemke, Klaus
89	120	38,76	3,0960	83,9128	55,94	157 Kunz, Reinhard
90	103	33,31	3,0922	83,8096	55,87	151 Heiss, Andreas
91	126	41,02	3,0717	83,2541	55,50	24 Dartois, Jean
92	140	45,98	3,0448	82,5258	55,02	164 Streit von, Dietrich

PRODUCTION -- Overall Stage Results**DM IPSC Modified/Production 2006**

Printed August 14, 2006 at 18:18

**Stage 11 -- 11**

	PTS	TIME	HIT FACTOR	STAGE POINTS	STAGE PERCENT	COMPETITOR # Name
93	113	37,38	3,0230	81,9351	54,62	119 Stolba, Daniel
94	124	41,15	3,0134	81,6738	54,45	185 Pluto, Gerhard
95	107	35,52	3,0124	81,6473	54,43	125 Thiesen, Winfried
96	95	31,72	2,9950	81,1748	54,12	155 Köhler, Ralph
97	103	34,46	2,9890	81,0127	54,01	27 Eggert, Kurt
98	86	28,98	2,9676	80,4324	53,62	11 Boss, Dirk
99	118	39,86	2,9604	80,2372	53,49	66 Kuhn, Loni
100	116	39,46	2,9397	79,6768	53,12	29 Eid, Michael
101	118	40,23	2,9331	79,4992	53,00	116 Stern, Arno
102	116	39,62	2,9278	79,3550	52,90	43 Götz, Helmut
103	120	41,00	2,9268	79,3283	52,89	236 Klingberg, Anja
104	101	34,60	2,9191	79,1182	52,75	102 Scheibach, Sascha
105	94	32,23	2,9165	79,0494	52,70	37 Fischinger, Martin
106	126	43,42	2,9019	78,6523	52,43	39 Fransis, Gregory
107	115	39,66	2,8996	78,5916	52,39	238 Gruenaug, Gerhard
108	105	36,36	2,8878	78,2702	52,18	64 Ksycki, André
109	124	43,41	2,8565	77,4217	51,61	140 Wissgott, Thomas
110	113	39,89	2,8328	76,7795	51,19	239 Westerdorf, Petra
111	120	42,64	2,8143	76,2773	50,85	246 Burkowski, Ralf
112	128	46,07	2,7784	75,3048	50,20	153 Kaiser, Harry
113	115	41,43	2,7758	75,2339	50,16	159 Oezkan, Nevzat
114	120	43,24	2,7752	75,2188	50,15	62 Krueger, Donald
115	115	41,58	2,7658	74,9625	49,98	213 Weinsheimer, Wolfgang
116	110	40,22	2,7350	74,1279	49,42	7 Biedermann, Wolfgang
117	120	44,18	2,7162	73,6184	49,08	2 Anschuetz, Friedbert
118	93	34,38	2,7051	73,3176	48,88	212 Cokaiko, Michel
119	118	43,82	2,6928	72,9862	48,66	129 Uecker, Ulrich
120	130	48,99	2,6536	71,9228	47,95	191 Tauschwitz, Christian
121	94	35,63	2,6382	71,5061	47,67	162 Schmickler, Friedrich
122	94	35,70	2,6331	71,3659	47,58	169 Wiegand, Frank
123	123	46,92	2,6215	71,0523	47,37	6 Beynio, Fred
124	108	41,20	2,6214	71,0489	47,37	25 Dell, Andreas
125	113	43,59	2,5923	70,2623	46,84	118 Stief, Mathias
126	113	44,05	2,5653	69,5286	46,35	33 Fajerski, Andreas
127	111	43,79	2,5348	68,7035	45,80	168 Wiedemann, Peter
128	101	40,14	2,5162	68,1985	45,47	96 Remek, Claudia
129	128	51,08	2,5059	67,9188	45,28	90 Raab, Klaus
130	112	44,93	2,4928	67,5636	45,04	184 Okun, Michael
131	114	46,55	2,4490	66,3768	44,25	9 Bluhm, Robert
132	96	39,20	2,4490	66,3768	44,25	19 Cortens, Emiel
133	98	40,06	2,4463	66,3050	44,20	47 Haug, Axel
134	95	39,09	2,4303	65,8702	43,91	264 Schulte, Nico
135	102	42,59	2,3949	64,9118	43,27	97 Rogmann, Jürgen
136	97	40,53	2,3933	64,8673	43,24	134 Wedemeier, Gerd
137	122	51,14	2,3856	64,6592	43,11	114 Steinhorst, Peter
138	95	40,05	2,3720	64,2913	42,86	175 Götz, Torsten

PRODUCTION -- Overall Stage Results

DM IPSC Modified/Production 2006

Printed August 14, 2006 at 18:18



Stage 11 -- 11

	PTS	TIME	HIT FACTOR	STAGE POINTS	STAGE PERCENT	COMPETITOR # Name
139	128	54,06	2,3677	64,1748	42,78	34 Feddern, Lisa
140	130	54,98	2,3645	64,0869	42,72	244 Weber, Ralf
141	110	46,71	2,3550	63,8284	42,55	35 Fickinger, Tilo
142	97	41,52	2,3362	63,3206	42,21	149 Haeussler, Wolfgang
143	90	38,61	2,3310	63,1791	42,12	17 Burkhart, Rita
144	130	57,42	2,2640	61,3636	40,91	133 Wechsung, Jens
145	88	38,90	2,2622	61,3146	40,88	55 Klemens, Waldemar
146	86	38,12	2,2560	61,1472	40,76	59 Koch, Jürgen
147	136	61,09	2,2262	60,3392	40,23	148 Glende, Helmut
148	102	46,50	2,1935	59,4536	39,64	198 Cress, Joerg
149	90	41,83	2,1516	58,3157	38,88	201 Schroeder, Stephan
150	122	56,72	2,1509	58,2981	38,87	98 Rosinski, Thomas
151	90	43,44	2,0718	56,1544	37,44	267 Gössl, Mario
152	80	38,90	2,0566	55,7406	37,16	84 Mueller, Joerg
153	90	43,88	2,0510	55,5913	37,06	65 Kuebel, Manfred
154	136	68,11	1,9968	54,1201	36,08	86 Nimsch, Marco
155	87	43,67	1,9922	53,9967	36,00	145 Egerer, Michael
156	73	40,10	1,8204	49,3412	32,89	242 Staade, Michael
157	58	34,63	1,6748	45,3948	30,26	266 Steffl, Florian
158	112	67,35	1,6630	45,0725	30,05	234 LisiMager, Uta
159	63	38,99	1,6158	43,7944	29,20	173 Drott, Markus
160	70	44,22	1,5830	42,9052	28,60	135 Wefing, Tino
161	80	51,43	1,5555	42,1604	28,11	18 Craiu, Adrian
162	89	67,34	1,3217	35,8218	23,88	130 Wallbaum, Stefan
163	92	72,26	1,2732	34,5081	23,01	214 Benthien, Horst
164	56	44,42	1,2607	34,1696	22,78	76 Lisi, Agrippino
165	55	45,13	1,2187	33,0315	22,02	160 Reichart, Jochen
166	77	67,81	1,1355	30,7771	20,52	195 Redies, Oliver
167	92	87,28	1,0541	28,5696	19,05	192 Walter Dr., Hans-Hermann
168	65	63,65	1,0212	27,6787	18,45	178 Könnecke, Annett
169	45	49,00	0,9184	24,8913	16,59	122 Strub, Lothar
170	44	58,23	0,7556	20,4803	13,65	91 Raab, Martina
171	0	5,42	0,0000	0,0000	0,00	256 Zanger (SA), Arno

MODIFIED -- Overall Stage Results**DM IPSC Modified/Production 2006**

Printed August 14, 2006 at 18:18

**Stage 11 -- 11**

	PTS	TIME	HIT FACTOR	STAGE POINTS	STAGE PERCENT	COMPETITOR # Name
1	140	21,69	6,4546	150,0000	100,00	260 Midgley, Gregory
2	137	21,75	6,2989	146,3808	97,59	42 Gnoth, Guido
3	139	22,18	6,2669	145,6385	97,09	228 Winkler, Oliver
4	135	21,79	6,1955	143,9791	95,99	180 Kosiol, Timo
5	138	22,94	6,0157	139,8004	93,20	225 Nothnagel, Wolfgang
6	140	24,33	5,7542	133,7238	89,15	206 Fabricius, Georg
7	140	24,47	5,7213	132,9587	88,64	38 Flaß, Jürgen
8	146	25,59	5,7054	132,5883	88,39	72 Leenen, Hans
9	135	23,88	5,6533	131,3779	87,59	88 Nothnagel, Nils
10	136	25,14	5,4097	125,7177	83,81	143 Blank, Andreas
11	129	24,67	5,2290	121,5188	81,01	3 Arnolds, Frank
12	127	24,82	5,1168	118,9117	79,27	4 Astroth, Marcus
13	141	27,58	5,1124	118,8085	79,21	189 Sturm, Thomas
14	134	26,38	5,0796	118,0464	78,70	112 Schwichtenberg, Andreas
15	116	22,88	5,0699	117,8216	78,55	105 Schlette, Karsten
16	141	27,83	5,0665	117,7413	78,49	23 Damm, Oliver
17	135	27,32	4,9414	114,8354	76,56	147 Gickel, Norbert
18	137	28,37	4,8290	112,2236	74,82	241 Defegnee, Alphonse
19	133	27,91	4,7653	110,7426	73,83	10 Bösch, Chris
20	140	29,53	4,7409	110,1761	73,45	115 Stenmans, Johannes
21	119	28,73	4,1420	96,2574	64,17	126 Thomas, Stefan
22	142	34,86	4,0734	94,6638	63,11	80 Malz, Kerstin
23	113	27,93	4,0458	94,0222	62,68	254 Klopfer, Olav
24	141	35,81	3,9374	91,5035	61,00	71 Layher, Edgar
25	136	35,26	3,8571	89,6354	59,76	57 Knapstein, Paul
26	117	30,57	3,8273	88,9433	59,30	262 Itani, Marwan
27	130	33,99	3,8247	88,8822	59,25	21 Dahmen, Heinz-Jörgen
28	108	28,31	3,8149	88,6557	59,10	49 Joaquin, Chris
29	144	39,08	3,6847	85,6309	57,09	108 Schöberl, Andreas
30	134	36,63	3,6582	85,0140	56,68	79 Maier, Wolfgang
31	126	34,79	3,6217	84,1664	56,11	30 Englisch, Claus
32	125	34,56	3,6169	84,0541	56,04	223 van der Linde, Richard
33	135	37,75	3,5762	83,1074	55,40	222 van der Linde, Geert
34	134	37,83	3,5422	82,3173	54,88	89 Piesnack, Reinhardt
35	131	38,71	3,3841	78,6450	52,43	247 Stuber, Ruediger
36	122	37,62	3,2430	75,3640	50,24	237 Kratka, Josef Dr.
37	129	41,91	3,0780	71,5311	47,69	259 Angelo, Michael
38	110	35,88	3,0658	71,2464	47,50	203 Jürgens, Hans-Joachim
39	130	42,50	3,0588	71,0849	47,39	221 van der Linde, Ben
40	111	38,15	2,9096	67,6163	45,08	48 Huber, Udo
41	89	35,27	2,5234	58,6418	39,09	250 Litterst, Detlef
42	90	38,36	2,3462	54,5239	36,35	219 MariackKraft, Christel
43	112	48,76	2,2970	53,3798	35,59	197 Cress8301, Sven
44	136	63,44	2,1438	49,8194	33,21	183 Ohters, Hans
45	73	37,83	1,9297	44,8445	29,90	202 Weber, Torben
46	97	51,67	1,8773	43,6271	29,08	204 Luerssen, Klaus

MODIFIED -- Overall Stage Results

DM IPSC Modified/Production 2006

Printed August 14, 2006 at 18:18




Stage 11 -- 11

	PTS	TIME	HIT FACTOR	STAGE POINTS	STAGE PERCENT	COMPETITOR # Name
47	89	60,49	1,4713	34,1924	22,79	109 Schöberl, Marion
48	49	35,62	1,3756	31,9687	21,31	82 MeyerModi, Werner

PRODUCTION -- Overall Stage Results**DM IPSC Modified/Production 2006**

Printed August 14, 2006 at 18:18

**Stage 12 -- 12**

	PTS	TIME	HIT FACTOR	STAGE POINTS	STAGE PERCENT	COMPETITOR # Name
1	158	28,36	5,5712	160,0000	100,00	107 Schmidt, Tino
2	154	29,91	5,1488	147,8678	92,42	154 Köhler, Andreas Peter
3	146	28,51	5,1210	147,0702	91,92	123 Tann von der, Joachim
4	142	28,19	5,0372	144,6646	90,42	229 Bettermann, Heribert
5	150	31,17	4,8123	138,2049	86,38	146 Eßen van, Olaf
6	148	30,88	4,7927	137,6428	86,03	158 Loch, Marijan
7	138	29,02	4,7553	136,5686	85,36	8 Blazicek, Johannes
8	136	28,83	4,7173	135,4763	84,67	28 Eggert, Timm
9	146	31,19	4,6810	134,4332	84,02	1 Albert, Gerard
10	140	29,99	4,6682	134,0666	83,79	167 Weuster, Frank
11	146	31,66	4,6115	132,4375	82,77	44 Gülle, Christian
12	140	30,46	4,5962	131,9980	82,50	210 Tigges, Jens
13	142	31,10	4,5659	131,1285	81,96	46 Haben, Jörg
14	132	29,43	4,4852	128,8109	80,51	205 Eichstaedt, Gottfried
15	140	31,25	4,4800	128,6611	80,41	127 Trautvetter, Ingo
16	136	30,81	4,4142	126,7700	79,23	138 Wiegand, Max (Sen)
17	134	30,57	4,3834	125,8863	78,68	255 Bäther, Richard
18	136	31,37	4,3354	124,5069	77,82	36 Fiederling, Volker
19	150	34,64	4,3303	124,3605	77,73	170 Brodda, Fred
20	142	32,80	4,3293	124,3322	77,71	26 Donot, Marc
21	152	35,17	4,3219	124,1196	77,57	233 Ivanov, Sergey
22	144	33,71	4,2717	122,6797	76,67	141 Wittman, Horst
23	132	31,06	4,2498	122,0511	76,28	139 Wiegand, Maximilian
24	142	33,58	4,2287	121,4442	75,90	220 Kurschies, Andreas
25	119	28,24	4,2139	121,0184	75,64	111 Schütz, Michael
26	148	35,26	4,1974	120,5448	75,34	240 Plateus, Raymond
27	144	34,44	4,1812	120,0794	75,05	137 Wessely, René
28	142	34,07	4,1679	119,6976	74,81	92 Rauer, Dietmar
29	142	34,70	4,0922	117,5244	73,45	53 Kelterbaum, Reinhard
30	138	33,74	4,0901	117,4635	73,41	177 Klose, Jens
31	136	33,30	4,0841	117,2908	73,31	64 Ksycki, André
32	140	34,51	4,0568	116,5070	72,82	37 Fischinger, Martin
33	138	34,77	3,9689	113,9839	71,24	136 Wendemuth, Rolf
34	134	33,86	3,9575	113,6546	71,03	182 Lux, Oliver J.
35	132	33,41	3,9509	113,4662	70,92	81 Metzner, Michael
36	144	36,52	3,9430	113,2403	70,78	224 Möller, Thorsten
37	132	33,48	3,9427	113,2290	70,77	56 Klossek, Guido
38	146	37,17	3,9279	112,8053	70,50	87 Norusi, Siamak
39	122	31,12	3,9203	112,5873	70,37	31 Etges, Michael
40	138	35,22	3,9182	112,5275	70,33	61 Krause, Frank
41	115	29,39	3,9129	112,3744	70,23	68 Kummer, Patrick
42	125	32,06	3,8989	111,9736	69,98	253 Ergler, Manfred
43	128	32,85	3,8965	111,9035	69,94	99 Ryszka, Marek
44	140	36,11	3,8770	111,3447	69,59	184 Okun, Michael
45	136	35,10	3,8746	111,2758	69,55	212 Cokaiko, Michel
46	138	35,75	3,8601	110,8593	69,29	73 Lemke, Klaus

PRODUCTION -- Overall Stage Results**DM IPSC Modified/Production 2006**

Printed August 14, 2006 at 18:18

**Stage 12 -- 12**

	PTS	TIME	HIT FACTOR	STAGE POINTS	STAGE PERCENT	COMPETITOR # Name
47	135	35,09	3,8472	110,4891	69,06	100 Seeger, Eugen
48	128	33,36	3,8369	110,1928	68,87	187 Spoerner, Oliver
49	115	30,29	3,7966	109,0354	68,15	11 Boss, Dirk
50	119	31,37	3,7934	108,9436	68,09	74 Lentz, Arne
51	132	34,80	3,7931	108,9341	68,08	151 Heiss, Andreas
52	123	32,51	3,7835	108,6569	67,91	152 Hellwig-Bürigel, Thomas
53	142	37,77	3,7596	107,9718	67,48	124 Thiel, Frank
54	129	34,38	3,7522	107,7589	67,35	40 Freitag, Andreas
55	119	31,82	3,7398	107,4029	67,13	121 Stobbe, Markus
56	135	36,20	3,7293	107,1012	66,94	27 Eggert, Kurt
57	134	36,22	3,6996	106,2492	66,41	58 Köllner, Rainer
58	120	32,75	3,6641	105,2299	65,77	188 Schürmann, Heinz
59	129	35,36	3,6482	104,7723	65,48	155 Köhler, Ralph
60	122	33,46	3,6461	104,7136	65,45	129 Uecker, Ulrich
61	133	36,73	3,6210	103,9920	64,99	84 Mueller, Joerg
62	132	36,73	3,5938	103,2101	64,51	257 Perey, Stefan
63	136	37,86	3,5922	103,1638	64,48	207 Heidgen, Wilfried
64	114	31,75	3,5906	103,1170	64,45	131 Walter, Michael
65	115	32,14	3,5781	102,7593	64,22	128 Tutschke, Petra
66	117	32,70	3,5780	102,7560	64,22	45 Haarmann, Claude
67	109	30,71	3,5493	101,9332	63,71	50 Kahl, Michael
68	146	41,25	3,5394	101,6478	63,53	172 Dietrich, Armin
69	129	36,50	3,5342	101,5000	63,44	118 Stief, Mathias
70	130	36,82	3,5307	101,3978	63,37	110 Schreiner, Michael
71	132	37,71	3,5004	100,5279	62,83	24 Dartois, Jean
72	134	38,40	3,4896	100,2173	62,64	162 Schmickler, Friedrich
73	107	30,78	3,4763	99,8353	62,40	251 Jesch, Rado
74	144	41,57	3,4640	99,4836	62,18	168 Wiedemann, Peter
75	94	27,38	3,4332	98,5970	61,62	69 Kummer, Steven
76	138	40,60	3,3990	97,6163	61,01	20 Couck, Juergen
77	113	33,47	3,3762	96,9598	60,60	245 Graeff, Harald
78	118	34,97	3,3743	96,9071	60,57	93 Redder, Sascha
79	100	29,72	3,3647	96,6319	60,39	190 Tagliamonte, Raffaele
80	132	39,61	3,3325	95,7058	59,82	7 Biedermann, Wolfgang
81	118	35,45	3,3286	95,5949	59,75	85 Netz, Konrad
82	123	37,58	3,2730	93,9978	58,75	63 Kruegel, Pascal
83	138	42,45	3,2509	93,3621	58,35	134 Wedemeier, Gerd
84	124	38,15	3,2503	93,3461	58,34	157 Kunz, Reinhard
85	133	40,96	3,2471	93,2526	58,28	142 Wohlmuth, Markus
86	96	29,57	3,2465	93,2372	58,27	144 Bowakow, Ludwig
87	134	41,31	3,2438	93,1577	58,22	213 Weinsheimer, Wolfgang
88	134	41,46	3,2320	92,8207	58,01	216 Forster, Stefan
89	152	47,28	3,2149	92,3284	57,71	166 Unger, Robert
90	120	37,35	3,2129	92,2698	57,67	119 Stolba, Daniel
91	156	48,87	3,1921	91,6751	57,30	179 Könnecke, Ralf
92	127	39,99	3,1758	91,2056	57,00	227 Pache, Helmut

PRODUCTION -- Overall Stage Results**DM IPSC Modified/Production 2006**

Printed August 14, 2006 at 18:18

**Stage 12 -- 12**

	PTS	TIME	HIT FACTOR	STAGE POINTS	STAGE PERCENT	COMPETITOR # Name
93	146	46,21	3,1595	90,7373	56,71	75 Lingnau, Sven
94	138	44,00	3,1364	90,0732	56,30	117 Stibig, Gerald
95	138	44,02	3,1349	90,0323	56,27	96 Remek, Claudia
96	113	36,06	3,1337	89,9957	56,25	252 Endom, Dirk
97	138	44,07	3,1314	89,9301	56,21	175 Götz, Torsten
98	126	40,38	3,1204	89,6135	56,01	25 Dell, Andreas
99	142	45,55	3,1175	89,5301	55,96	238 Gruenaug, Gerhard
100	117	37,72	3,1018	89,0806	55,68	236 Klingberg, Anja
101	91	29,47	3,0879	88,6810	55,43	265 Löffler, Volker
102	85	27,76	3,0620	87,9364	54,96	263 Schulte, Andreas
103	130	42,54	3,0559	87,7637	54,85	230 Wallroth, Marion
104	134	43,87	3,0545	87,7215	54,83	116 Stern, Arno
105	134	43,94	3,0496	87,5818	54,74	267 Gössl, Mario
106	107	35,14	3,0450	87,4483	54,66	19 Cortens, Emiel
107	109	35,87	3,0388	87,2699	54,54	103 Scheper, Hubert
108	131	43,11	3,0387	87,2695	54,54	97 Rogmann, Jürgen
109	113	37,20	3,0376	87,2378	54,52	78 Ludden, Volker
110	142	46,86	3,0303	87,0272	54,39	9 Bluhm, Robert
111	125	41,27	3,0288	86,9851	54,37	173 Drott, Markus
112	109	36,29	3,0036	86,2598	53,91	67 Kuhn, Manfred
113	122	40,80	2,9902	85,8754	53,67	29 Eid, Michael
114	130	43,50	2,9885	85,8269	53,64	243 Platten, Andreas
115	130	43,53	2,9864	85,7677	53,60	106 Schlipf, Thorsten
116	128	43,03	2,9747	85,4295	53,39	242 Staade, Michael
117	119	40,13	2,9654	85,1622	53,23	17 Burkhart, Rita
118	127	43,04	2,9507	84,7424	52,96	47 Haug, Axel
119	111	37,63	2,9498	84,7145	52,95	16 Burkhart, Helmut
120	130	44,28	2,9359	84,3150	52,70	239 Westerdorf, Petra
121	117	40,04	2,9221	83,9191	52,45	125 Thiesen, Winfried
122	125	43,45	2,8769	82,6208	51,64	13 Brinckmann, Torsten
123	132	46,40	2,8448	81,7006	51,06	149 Haeussler, Wolfgang
124	98	34,63	2,8299	81,2723	50,80	264 Schulte, Nico
125	99	35,12	2,8189	80,9561	50,60	120 Stolzer, Andy
126	112	39,83	2,8120	80,7564	50,47	55 Klemens, Waldemar
127	134	47,82	2,8022	80,4756	50,30	133 Wechsung, Jens
128	132	47,68	2,7685	79,5073	49,69	35 Fickinger, Tilo
129	126	45,68	2,7583	79,2161	49,51	191 Tauschwitz, Christian
130	96	35,25	2,7234	78,2134	48,88	165 Trautvetter, Stefan
131	113	41,62	2,7150	77,9732	48,73	185 Pluto, Gerhard
132	144	53,17	2,7083	77,7795	48,61	148 Glende, Helmut
133	125	47,48	2,6327	75,6081	47,26	6 Beynio, Fred
134	112	42,66	2,6254	75,3991	47,12	43 Götz, Helmut
135	134	51,75	2,5894	74,3641	46,48	244 Weber, Ralf
136	123	48,96	2,5123	72,1494	45,09	39 Fransis, Gregory
137	137	54,79	2,5005	71,8106	44,88	164 Streit von, Dietrich
138	102	41,08	2,4830	71,3081	44,57	246 Burkowski, Ralf

PRODUCTION -- Overall Stage Results

DM IPSC Modified/Production 2006

Printed August 14, 2006 at 18:18



Stage 12 -- 12

	PTS	TIME	HIT FACTOR	STAGE POINTS	STAGE PERCENT	COMPETITOR # Name
139	107	43,22	2,4757	71,0998	44,44	140 Wissgott, Thomas
140	116	49,12	2,3616	67,8217	42,39	201 Schroeder, Stephan
141	97	41,41	2,3424	67,2722	42,05	62 Krueger, Donald
142	154	66,32	2,3221	66,6876	41,68	86 Nimsch, Marco
143	113	49,11	2,3010	66,0812	41,30	65 Kuebel, Manfred
144	106	47,05	2,2529	64,7017	40,44	160 Reichart, Jochen
145	100	45,12	2,2163	63,6502	39,78	33 Fajerski, Andreas
146	88	39,78	2,2122	63,5312	39,71	122 Strub, Lothar
147	130	60,54	2,1473	61,6694	38,54	153 Kaiser, Harry
148	144	67,10	2,1461	61,6324	38,52	178 Könnecke, Annett
149	97	45,56	2,1291	61,1445	38,22	90 Raab, Klaus
150	86	40,56	2,1203	60,8933	38,06	159 Oezkan, Nevzat
151	85	40,26	2,1113	60,6337	37,90	145 Egerer, Michael
152	89	42,26	2,1060	60,4825	37,80	59 Koch, Jürgen
153	103	50,64	2,0340	58,4134	36,51	76 Lisi, Agrippino
154	79	39,34	2,0081	57,6716	36,04	114 Steinhorst, Peter
155	93	46,59	1,9961	57,3270	35,83	2 Anschuetz, Friedbert
156	121	60,67	1,9944	57,2770	35,80	34 Feddern, Lisa
157	123	62,41	1,9708	56,6005	35,38	256 Zanger (SA), Arno
158	92	48,03	1,9155	55,0103	34,38	98 Rosinski, Thomas
159	120	62,93	1,9069	54,7637	34,23	234 LisiMager, Uta
160	88	47,05	1,8704	53,7146	33,57	18 Craiu, Adrian
161	69	37,00	1,8649	53,5570	33,47	266 Steffl, Florian
162	64	34,62	1,8486	53,0911	33,18	169 Wiegand, Frank
163	85	48,26	1,7613	50,5826	31,61	66 Kuhn, Loni
164	64	36,41	1,7578	50,4811	31,55	135 Wefing, Tino
165	65	38,52	1,6874	48,4614	30,29	102 Scheibach, Sascha
166	92	63,19	1,4559	41,8127	26,13	91 Raab, Martina
167	109	76,24	1,4297	41,0594	25,66	192 Walter Dr., Hans-Hermann
168	74	53,67	1,3788	39,5976	24,75	198 Cress, Joerg
169	88	70,70	1,2447	35,7464	22,34	130 Wallbaum, Stefan
170	76	63,70	1,1931	34,2644	21,42	214 Benthien, Horst
171	66	72,42	0,9114	26,1731	16,36	195 Redies, Oliver

MODIFIED -- Overall Stage Results**DM IPSC Modified/Production 2006**

Printed August 14, 2006 at 18:18

**Stage 12 -- 12**

	PTS	TIME	HIT FACTOR	STAGE POINTS	STAGE PERCENT	COMPETITOR # Name
1	151	24,81	6,0863	160,0000	100,00	180 Kosiol, Timo
2	151	25,84	5,8437	153,6223	96,01	260 Midgley, Gregory
3	146	26,24	5,5640	146,2712	91,42	88 Nothnagel, Nils
4	148	27,33	5,4153	142,3613	88,98	225 Nothnagel, Wolfgang
5	150	27,99	5,3591	140,8829	88,05	42 Gnoth, Guido
6	147	28,31	5,1925	136,5046	85,32	143 Blank, Andreas
7	147	28,51	5,1561	135,5470	84,72	126 Thomas, Stefan
8	138	27,86	4,9533	130,2170	81,39	4 Astroth, Marcus
9	128	25,91	4,9402	129,8710	81,17	3 Arnolds, Frank
10	146	30,16	4,8408	127,2598	79,54	206 Fabricius, Georg
11	140	29,11	4,8093	126,4316	79,02	48 Huber, Udo
12	118	24,94	4,7314	124,3814	77,74	38 Flaß, Jürgen
13	159	33,78	4,7069	123,7392	77,34	72 Leenen, Hans
14	151	32,31	4,6735	122,8598	76,79	241 Defegnee, Alphonse
15	139	30,82	4,5101	118,5638	74,10	262 Itani, Marwan
16	131	29,22	4,4832	117,8585	73,66	228 Winkler, Oliver
17	144	33,48	4,3011	113,0699	70,67	49 Joaquin, Chris
18	144	34,19	4,2118	110,7218	69,20	57 Knapstein, Paul
19	155	37,49	4,1344	108,6891	67,93	115 Stenmans, Johannes
20	138	33,41	4,1305	108,5856	67,87	254 Klopfer, Olav
21	127	32,37	3,9234	103,1409	64,46	21 Dahmen, Heinz-Jörgen
22	132	34,24	3,8551	101,3468	63,34	112 Schwichtenberg, Andreas
23	146	38,30	3,8120	100,2130	62,63	82 MeyerModi, Werner
24	145	38,30	3,7859	99,5266	62,20	23 Damm, Oliver
25	138	36,92	3,7378	98,2624	61,41	222 van der Linde, Geert
26	154	42,37	3,6346	95,5503	59,72	80 Malz, Kerstin
27	106	29,24	3,6252	95,3012	59,56	105 Schlette, Karsten
28	142	39,48	3,5968	94,5542	59,10	108 Schöberl, Andreas
29	120	33,60	3,5714	93,8884	58,68	10 Bösch, Chris
30	146	41,47	3,5206	92,5526	57,85	79 Maier, Wolfgang
31	106	31,07	3,4117	89,6880	56,06	189 Sturm, Thomas
32	118	34,82	3,3889	89,0888	55,68	147 Gickel, Norbert
33	132	39,18	3,3691	88,5685	55,36	223 van der Linde, Richard
34	138	42,22	3,2686	85,9272	53,70	237 Kratka, Josef Dr.
35	149	48,20	3,0913	81,2660	50,79	250 Litterst, Detlef
36	113	37,30	3,0295	79,6415	49,78	247 Stuber, Ruediger
37	116	40,00	2,9000	76,2374	47,65	71 Layher, Edgar
38	109	37,80	2,8836	75,8062	47,38	30 Englisch, Claus
39	142	49,25	2,8832	75,7970	47,37	219 MariackKraft, Christel
40	139	51,17	2,7164	71,4117	44,63	89 Piesnack, Reinhardt
41	134	49,96	2,6821	70,5102	44,07	202 Weber, Torben
42	120	47,31	2,5365	66,6804	41,68	204 Luerssen, Klaus
43	119	47,60	2,5000	65,7219	41,08	183 Ohters, Hans
44	86	34,90	2,4642	64,7803	40,49	203 Jürgens, Hans-Joachim
45	140	57,77	2,4234	63,7082	39,82	197 Cress8301, Sven
46	109	49,00	2,2245	58,4790	36,55	259 Angelo, Michael

MODIFIED -- Overall Stage Results

DM IPSC Modified/Production 2006

Printed August 14, 2006 at 18:18



Stage 12 -- 12

	PTS	TIME	HIT FACTOR	STAGE POINTS	STAGE PERCENT	COMPETITOR # Name
47	88	42,25	2,0828	54,7552	34,22	109 Schöberl, Marion
48	85	44,80	1,8973	49,8782	31,17	221 van der Linde, Ben



Disqualified Shooters

No. Name

5 Berger, Dennis
101 Sykora, Stephan
104 Schilling, Thomas
156 Kratzer, Ulrich
161 Spengler, Wilhelm
186 Spahl, Michael
218 Kraft, Herbert
249 Haaszio, Stefan